



FÓRMULA CATALUNYA



2ª FÓRMULA CATALUNYA 2011

Clasificado por mejor tiempo de vuelta

JUNIOR

Trazado B invers 1,030 km

Entrenaments Cronometrats

17/04/2011 09:45

Clasificación iniciado a 9:46:34

Pos. N°	Nombre	Chasis	Motor	Ruedas	Mejor Tm	En Vuelta	2º Mejor	2º vuelta	PEC	Puntos
1 17	MARC LÓPEZ	Maranello	Puma85	Vega	47.044	7	47.349	12	1	1
2 1	DÍDAC ROS	Birel	Puma85	Vega	47.164	7	47.223	6	2	0
3 3	ARNAU MIRÓ	DR	Puma85	Vega	47.322	7	47.333	8	3	0
4 6	ORIOL RUBÍ	FA	Puma85	Vega	47.626	8	47.702	7	4	0
5 9	MARC DE FULGENCIO	TopKart	Puma85	Vega	47.630	12	47.868	10	5	0
6 15	BELÉN GARCÍA	Birel	Puma85	Vega	47.702	7	48.062	6	6	0
7 8	ENRIQUE PEREZ	Birel	Puma85	Vega	47.767	7	47.968	12	7	0
8 7	MAXIME GUILLEMAT	Birel	Puma85	Vega	47.842	11	47.863	8	8	0
9 19	MAX LLOBET	Birel	Puma85	Vega	47.848	8	48.039	7	9	0
10 10	ALVARO LLEONART	Birel	Puma85	Vega	48.277	11	48.333	8	10	0
11 11	XAVIER LLOVERAS	Birel	Puma85	Vega	48.504	11	49.050	10	11	0
12 5	AILIN MAGALI	TopKart	Puma85	Vega	49.189	8	49.340	7	12	0
13 4	MARIA CARANDELL	Birel	Puma85	Vega	49.300	11	49.446	7	13	0

Jefe de cronometraje

Orbits

Director de Carrera

www.mylaps.com

Licenciado a: Kartodrom de Catalunya

Impresos: 18/04/2011 10:47:38



FÓRMULA CATALUNYA



2ª FÓRMULA CATALUNYA 2011

Clasificado por vueltas

JUNIOR

Trazado B invers 1,030 km

1ª Tanda

17/04/2011 11:10

Carrera (15 Vueltas) iniciado a 11:01:34

Pos.	Nº	Nombre	Chasis	Motor	Ruedas	Vueltas	Dif. resp. 1º	Mejor Tm	En Vuelta	Puntos
1	1	DÍDAC ROS	Birel	Puma85	Vega	15		47.025	4	15
2	3	ARNAU MIRÓ	DR	Puma85	Vega	15	0.100	47.054	3	13
3	6	ORIOL RUBÍ	FA	Puma85	Vega	15	7.142	47.400	10	12
4	17	MARC LÓPEZ	Maranello	Puma85	Vega	15	7.199	46.985	10	12
5	10	ALVARO LLEONART	Birel	Puma85	Vega	15	8.380	47.540	6	10
6	9	MARC DE FULGENCIO	TopKart	Puma85	Vega	15	8.666	47.361	10	9
7	8	ENRIQUE PEREZ	Birel	Puma85	Vega	15	11.621	47.268	9	8
8	15	BELÉN GARCÍA	Birel	Puma85	Vega	15	12.382	47.373	8	7
9	7	MAXIME GUILLEMAT	Birel	Puma85	Vega	15	12.701	47.649	5	6
10	19	MAX LLOBET	Birel	Puma85	Vega	15	15.757	47.686	5	5
11	5	AILIN MAGALI	TopKart	Puma85	Vega	15	26.040	48.375	10	4
12	4	MARIA CARANDELL	Birel	Puma85	Vega	15	38.853	49.189	7	3
13	11	XAVIER LLOVERAS	Birel	Puma85	Vega	15	41.178	47.522	15	2

Márgen de victoria	Velocidad media	Mejor tº de vuelta	Mejor Vel.	Mejor vuelta para
0.100	81,280	46.985	78,919	17 - MARC LÓPEZ

Jefe de cronometraje

Orbits

Director de Carrera

www.mylaps.com

Licenciado a: Kartodrom de Catalunya



FÓRMULA CATALUNYA



2ª FÓRMULA CATALUNYA 2011

Clasificado por mejor tiempo de vuelta

JUNIOR

Trazado B invers 1,030 km

1ª Tanda

17/04/2011 11:10

Carrera (15 Vueltas) iniciado a 11:01:34

Pos.	Nº	Nombre	Mejor Tm	Dif. resp. 1º	isp. anterior	Mejor Vel.	En Vuelta	Chasis	Motor	Ruedas
1	17	MARC LÓPEZ	46.985			78,919	10	Maranello	Puma85	Vega
2	1	DÍDAC ROS	47.025	0.040	0.040	78,852	4	Birel	Puma85	Vega
3	3	ARNAU MIRÓ	47.054	0.069	0.029	78,803	3	DR	Puma85	Vega
4	8	ENRIQUE PEREZ	47.268	0.283	0.214	78,446	9	Birel	Puma85	Vega
5	9	MARC DE FULGENCIO	47.361	0.376	0.093	78,292	10	TopKart	Puma85	Vega
6	15	BELÉN GARCÍA	47.373	0.388	0.012	78,272	8	Birel	Puma85	Vega
7	6	ORIOL RUBÍ	47.400	0.415	0.027	78,228	10	FA	Puma85	Vega
8	11	XAVIER LLOVERAS	47.522	0.537	0.122	78,027	15	Birel	Puma85	Vega
9	10	ALVARO LLEONART	47.540	0.555	0.018	77,997	6	Birel	Puma85	Vega
10	7	MAXIME GUILLEMAT	47.649	0.664	0.109	77,819	5	Birel	Puma85	Vega
11	19	MAX LLOBET	47.686	0.701	0.037	77,759	5	Birel	Puma85	Vega
12	5	AILIN MAGALI	48.375	1.390	0.689	76,651	10	TopKart	Puma85	Vega
13	4	MARIA CARANDELL	49.189	2.204	0.814	75,383	7	Birel	Puma85	Vega

Jefe de cronometraje

Orbits

Director de Carrera

www.mylaps.com

Licenciado a: Kartodrom de Catalunya



FÓRMULA CATALUNYA



2ª FÓRMULA CATALUNYA 2011

JUNIOR

Trazado B invers 1,030 km

1ª Tanda

17/04/2011 11:10

Carrera (15 Vueltas) iniciado a 11:01:34

Vuelta	empo de vuelta	Dif. resp. 1°	Hora del día
(1) DÍDAC ROS			
1			11:01:57.634
2	47.309	+0.284	11:02:44.943
3	47.157	+0.132	11:03:32.100
4	47.025		11:04:19.125
5	47.296	+0.271	11:05:06.421
6	47.156	+0.131	11:05:53.577
7	47.276	+0.251	11:06:40.853
8	47.132	+0.107	11:07:27.985
9	47.027	+0.002	11:08:15.012
10	47.143	+0.118	11:09:02.155
11	47.271	+0.246	11:09:49.426
12	47.488	+0.463	11:10:36.914
13	47.362	+0.337	11:11:24.276
14	47.337	+0.312	11:12:11.613
15	47.418	+0.393	11:12:59.031

Vuelta	empo de vuelta	Dif. resp. 1°	Hora del día
(3) ARNAU MIRÓ			
1			11:01:57.807
2	47.468	+0.414	11:02:45.275
3	47.054		11:03:32.329
4	47.124	+0.070	11:04:19.453
5	47.167	+0.113	11:05:06.620
6	47.090	+0.036	11:05:53.710
7	47.381	+0.327	11:06:41.091
8	47.140	+0.086	11:07:28.231
9	47.203	+0.149	11:08:15.434
10	47.292	+0.238	11:09:02.726
11	47.222	+0.168	11:09:49.948
12	47.293	+0.239	11:10:37.241
13	47.243	+0.189	11:11:24.484
14	47.324	+0.270	11:12:11.808
15	47.323	+0.269	11:12:59.131

Vuelta	empo de vuelta	Dif. resp. 1°	Hora del día
(6) ORIOL RUBÍ			
1			11:01:58.166
2	47.527	+0.127	11:02:45.693
3	47.832	+0.432	11:03:33.525
4	48.236	+0.836	11:04:21.761
5	47.943	+0.543	11:05:09.704
6	47.489	+0.089	11:05:57.193
7	47.533	+0.133	11:06:44.726
8	47.449	+0.049	11:07:32.175
9	47.584	+0.184	11:08:19.759
10	47.400		11:09:07.159
11	47.793	+0.393	11:09:54.952
12	47.509	+0.109	11:10:42.461
13	48.002	+0.602	11:11:30.463
14	47.551	+0.151	11:12:18.014
15	48.159	+0.759	11:13:06.173

Vuelta	empo de vuelta	Dif. resp. 1°	Hora del día
(17) MARC LÓPEZ			
1			11:01:58.422
2	47.473	+0.488	11:02:45.895
3	47.886	+0.901	11:03:33.781
4	48.166	+1.181	11:04:21.947
5	48.255	+1.270	11:05:10.202
6	47.458	+0.473	11:05:57.660
7	47.917	+0.932	11:06:45.577
8	47.380	+0.395	11:07:32.957
9	47.389	+0.404	11:08:20.346
10	46.985		11:09:07.331
11	48.068	+1.083	11:09:55.399
12	47.153	+0.168	11:10:42.552
13	48.026	+1.041	11:11:30.578

Vuelta	empo de vuelta	Dif. resp. 1°	Hora del día
14	47.586	+0.601	11:12:18.164
15	48.066	+1.081	11:13:06.230

Vuelta	empo de vuelta	Dif. resp. 1°	Hora del día
(10) ALVARO LLEONART			
1			11:01:58.785
2	47.830	+0.290	11:02:46.615
3	47.630	+0.090	11:03:34.245
4	47.817	+0.277	11:04:22.062
5	47.940	+0.400	11:05:10.002
6	47.540		11:05:57.542
7	47.728	+0.188	11:06:45.270
8	47.574	+0.034	11:07:32.844
9	47.788	+0.248	11:08:20.632
10	47.646	+0.106	11:09:08.278
11	47.885	+0.345	11:09:56.163
12	47.836	+0.296	11:10:43.999
13	47.668	+0.128	11:11:31.667
14	47.924	+0.384	11:12:19.591
15	47.820	+0.280	11:13:07.411

Vuelta	empo de vuelta	Dif. resp. 1°	Hora del día
(9) MARC DE FULGENCIO			
1			11:02:00.272
2	47.777	+0.416	11:02:48.049
3	47.418	+0.057	11:03:35.467
4	47.432	+0.071	11:04:22.899
5	47.603	+0.242	11:05:10.502
6	47.577	+0.216	11:05:58.079
7	47.930	+0.569	11:06:46.009
8	47.487	+0.126	11:07:33.496
9	47.607	+0.246	11:08:21.103
10	47.361		11:09:08.464
11	47.890	+0.529	11:09:56.354
12	47.879	+0.518	11:10:44.233
13	48.050	+0.689	11:11:32.283
14	47.633	+0.272	11:12:19.916
15	47.781	+0.420	11:13:07.697

Vuelta	empo de vuelta	Dif. resp. 1°	Hora del día
(8) ENRIQUE PEREZ			
1			11:02:00.571
2	48.266	+0.998	11:02:48.837
3	47.790	+0.522	11:03:36.627
4	47.979	+0.711	11:04:24.606
5	47.583	+0.315	11:05:12.189
6	47.891	+0.623	11:06:00.080
7	48.176	+0.908	11:06:48.256
8	47.363	+0.095	11:07:35.619
9	47.268		11:08:22.887
10	47.398	+0.130	11:09:10.285
11	47.591	+0.323	11:09:57.876
12	48.715	+1.447	11:10:46.591
13	48.058	+0.790	11:11:34.649
14	48.057	+0.789	11:12:22.706
15	47.946	+0.678	11:13:10.652

Vuelta	empo de vuelta	Dif. resp. 1°	Hora del día
(15) BELÉN GARCÍA			
1			11:02:00.439
2	48.049	+0.676	11:02:48.488
3	47.930	+0.557	11:03:36.418
4	47.703	+0.330	11:04:24.121
5	47.432	+0.059	11:05:11.553
6	47.806	+0.433	11:05:59.359
7	47.390	+0.017	11:06:46.749
8	47.373		11:07:34.122
9	47.499	+0.126	11:08:21.621
10	47.890	+0.517	11:09:09.511
11	48.277	+0.904	11:09:57.788

Vuelta	empo de vuelta	Dif. resp. 1°	Hora del día
12	48.639	+1.266	11:10:46.427
13	48.017	+0.644	11:11:34.444
14	48.224	+0.851	11:12:22.668
15	48.745	+1.372	11:13:11.413

Vuelta	empo de vuelta	Dif. resp. 1°	Hora del día
(7) MAXIME GUILLEMAT			
1			11:01:59.806
2	48.161	+0.512	11:02:47.967
3	48.254	+0.605	11:03:36.221
4	48.120	+0.471	11:04:24.341
5	47.649		11:05:11.990
6	47.762	+0.113	11:05:59.752
7	48.707	+1.058	11:06:48.459
8	47.728	+0.079	11:07:36.187
9	47.679	+0.030	11:08:23.866
10	47.944	+0.295	11:09:11.810
11	47.766	+0.117	11:09:59.576
12	47.714	+0.065	11:10:47.290
13	47.842	+0.193	11:11:35.132
14	47.721	+0.072	11:12:22.853
15	48.879	+1.230	11:13:11.732

Vuelta	empo de vuelta	Dif. resp. 1°	Hora del día
(19) MAX LLOBET			
1			11:02:00.995
2	50.419	+2.733	11:02:51.414
3	47.944	+0.258	11:03:39.358
4	47.979	+0.293	11:04:27.337
5	47.686		11:05:15.023
6	47.797	+0.111	11:06:02.820
7	47.903	+0.217	11:06:50.723
8	47.859	+0.173	11:07:38.582
9	47.856	+0.170	11:08:26.438
10	47.957	+0.271	11:09:14.395
11	47.982	+0.296	11:10:02.377
12	47.903	+0.217	11:10:50.280
13	48.113	+0.427	11:11:38.393
14	48.089	+0.403	11:12:26.482
15	48.306	+0.620	11:13:14.788

Vuelta	empo de vuelta	Dif. resp. 1°	Hora del día
(5) AILIN MAGALI			
1			11:02:01.297
2	48.776	+0.401	11:02:50.073
3	48.684	+0.309	11:03:38.757
4	48.974	+0.599	11:04:27.731
5	48.514	+0.139	11:05:16.245
6	48.397	+0.022	11:06:04.642
7	48.639	+0.264	11:06:53.281
8	49.075	+0.700	11:07:42.356
9	48.445	+0.070	11:08:30.801
10	48.375		11:09:19.176
11	48.461	+0.086	11:10:07.637
12	49.269	+0.894	11:10:56.906
13	49.344	+0.969	11:11:46.250
14	49.445	+1.070	11:12:35.695
15	49.376	+1.001	11:13:25.071

Vuelta	empo de vuelta	Dif. resp. 1°	Hora del día
(4) MARIA CARANDELL			
1			11:02:03.615
2	49.384	+0.195	11:02:52.999
3	49.782	+0.593	11:03:42.781
4	49.540	+0.351	11:04:32.321
5	50.033	+0.844	11:05:22.354
6	49.506	+0.317	11:06:11.860
7	49.189		11:07:01.049
8	49.717	+0.528	11:07:50.766
9	49.776	+0.587	11:08:40.542




2ª FÓRMULA CATALUNYA 2011

JUNIOR Trazado B invers 1,030 km

1ª Tanda 17/04/2011 11:10

Carrera (15 Vueltas) iniciado a 11:01:34




Vuelta	empo de vuelta	Dif. resp. 1°	Hora del día
10	49.604	+0.415	11:09:30.146
11	49.600	+0.411	11:10:19.746
12	49.316	+0.127	11:11:09.062
13	49.614	+0.425	11:11:58.676
14	49.681	+0.492	11:12:48.357
15	49.527	+0.338	11:13:37.884

Vuelta	empo de vuelta	Dif. resp. 1°	Hora del día
--------	----------------	---------------	--------------

Vuelta	empo de vuelta	Dif. resp. 1°	Hora del día
--------	----------------	---------------	--------------

(11) XAVIER LLOVERAS

1			11:02:29.843
2	48.012	+0.490	11:03:17.855
3	48.381	+0.859	11:04:06.236
4	47.868	+0.346	11:04:54.104
5	47.867	+0.345	11:05:41.971
6	47.974	+0.452	11:06:29.945
7	47.625	+0.103	11:07:17.570
8	47.902	+0.380	11:08:05.472
9	47.836	+0.314	11:08:53.308
10	47.753	+0.231	11:09:41.061
11	47.914	+0.392	11:10:28.975
12	47.912	+0.390	11:11:16.887
13	47.927	+0.405	11:12:04.814
14	47.873	+0.351	11:12:52.687
15	47.522		11:13:40.209



FÓRMULA CATALUNYA




2ª FÓRMULA CATALUNYA 2011

Vuelta a vuelta

JUNIOR
 1ª Tanda
 Carrera (15 Vueltas) iniciado a 11:01:34

Trazado B invers 1,030 km

17/04/2011 11:10



Competidores	Vueltas														
	1	2	3	4	5	6	7	8	9	10	11	12	13	14	15
DÍDAC ROS (1)	1	1	1	1	1	1	1	1	1	1	1	1	1	1	1
ARNAU MIRÓ (3)	2	3	3	3	3	3	3	3	3	3	3	3	3	3	3
ORIOI RUBÍ (6)	3	6	6	6	6	6	6	6	6	6	6	6	6	6	6
MARC LÓPEZ (17)	4	17	17	17	17	10	10	10	10	17	17	17	17	17	17
ALVARO LLEONART (10)	5	10	10	10	10	17	17	17	17	10	10	10	10	10	10
MAXIME GUILLEMAT (7)	6	7	7	9	9	9	9	9	9	9	9	9	9	9	9
MARC DE FULGENCIO (9)	7	9	9	7	15	15	15	15	15	15	15	15	15	15	8
BELÉN GARCÍA (15)	8	15	15	15	7	7	7	8	8	8	8	8	8	8	15
ENRIQUE PEREZ (8)	9	8	8	8	8	8	7	7	7	7	7	7	7	7	7
MAX LLOBET (19)	10	19	5	5	19	19	19	19	19	19	19	19	19	19	19
AILIN MAGALI (5)	11	5	19	19	5	5	5	5	5	5	5	5	5	5	5
MARIA CARANDELL (4)	12	4	4	4	4	4	4	4	4	4	4	4	4	4	4
XAVIER LLOVERAS (11)	13	11	11	11	11	11	11	11	11	11	11	11	11	11	11

Jefe de cronometraje
 Director de Carrera

Orbits

www.mylaps.com
 Licenciado a: Kartodrom de Catalunya



FÓRMULA CATALUNYA



2ª FÓRMULA CATALUNYA 2011

Clasificado por vueltas

JUNIOR

Trazado B invers 1,030 km

2ª Tanda

17/04/2011 13:25

Carrera (15 Vueltas) iniciado a 13:05:02

Pos.	Nº	Nombre	Chasis	Motor	Ruedas	Vueltas	Dif. resp. 1º	Mejor Tm	En Vuelta	Puntos
1	10	ALVARO LLEONART	Birel	Puma85	Vega	15		47.824	9	15
2	1	DÍDAC ROS	Birel	Puma85	Vega	15	0.192	47.393	5	13
3	3	ARNAU MIRÓ	DR	Puma85	Vega	15	0.354	47.769	14	12
4	6	ORIOL RUBÍ	FA	Puma85	Vega	15	0.601	47.650	9	11
5	17	MARC LÓPEZ	Maranello	Puma85	Vega	15	0.666	47.086	12	11
6	9	MARC DE FULGENCIO	TopKart	Puma85	Vega	15	1.726	47.563	5	9
7	11	XAVIER LLOVERAS	Birel	Puma85	Vega	15	5.742	47.713	10	8
8	15	BELÉN GARCÍA	Birel	Puma85	Vega	15	7.739	47.908	5	7
9	19	MAX LLOBET	Birel	Puma85	Vega	15	8.135	47.917	9	6
10	5	AILIN MAGALI	TopKart	Puma85	Vega	15	16.905	48.475	9	5
11	8	ENRIQUE PEREZ	Birel	Puma85	Vega	15	17.126	47.617	5	4
12	7	MAXIME GUILLEMAT	Birel	Puma85	Vega	15	24.675	49.183	11	3
13	4	MARIA CARANDELL	Birel	Puma85	Vega	15	26.964	49.118	5	2

Márgen de victoria	Velocidad media	Mejor tº de vuelta	Mejor Vel.	Mejor vuelta para
0.192	78,179	47.086	78,750	17 - MARC LÓPEZ

Jefe de cronometraje

Orbits

Director de Carrera

www.mylaps.com

Licenciado a: Kartodrom de Catalunya



FÓRMULA CATALUNYA



2ª FÓRMULA CATALUNYA 2011

Clasificado por mejor tiempo de vuelta

JUNIOR

Trazado B invers 1,030 km

2ª Tanda

17/04/2011 13:25

Carrera (15 Vueltas) iniciado a 13:05:02

Pos.	Nº	Nombre	Mejor Tm	Dif. resp. 1º	isp. anterior	Mejor Vel.	En Vuelta	Chasis	Motor	Ruedas
1	17	MARC LÓPEZ	47.086			78,750	12	Maranello	Puma85	Vega
2	1	DÍDAC ROS	47.393	0.307	0.307	78,239	5	Birel	Puma85	Vega
3	9	MARC DE FULGENCIO	47.563	0.477	0.170	77,960	5	TopKart	Puma85	Vega
4	8	ENRIQUE PEREZ	47.617	0.531	0.054	77,871	5	Birel	Puma85	Vega
5	6	ORIOI RUBÍ	47.650	0.564	0.033	77,817	9	FA	Puma85	Vega
6	11	XAVIER LLOVERAS	47.713	0.627	0.063	77,715	10	Birel	Puma85	Vega
7	3	ARNAU MIRÓ	47.769	0.683	0.056	77,624	14	DR	Puma85	Vega
8	10	ALVARO LLEONART	47.824	0.738	0.055	77,534	9	Birel	Puma85	Vega
9	15	BELÉN GARCÍA	47.908	0.822	0.084	77,398	5	Birel	Puma85	Vega
10	19	MAX LLOBET	47.917	0.831	0.009	77,384	9	Birel	Puma85	Vega
11	5	AILIN MAGALI	48.475	1.389	0.558	76,493	9	TopKart	Puma85	Vega
12	4	MARIA CARANDELL	49.118	2.032	0.643	75,492	5	Birel	Puma85	Vega
13	7	MAXIME GUILLEMAT	49.183	2.097	0.065	75,392	11	Birel	Puma85	Vega

Jefe de cronometraje

Orbits

Director de Carrera

www.mylaps.com

Licenciado a: Kartodrom de Catalunya



FÓRMULA CATALUNYA



2ª FÓRMULA CATALUNYA 2011

JUNIOR

Trazado B invers 1,030 km

2ª Tanda

17/04/2011 13:25

Carrera (15 Vueltas) iniciado a 13:05:02

Vuelta	empo de vuelta	Dif. resp. 1°	Hora del día
(10) ALVARO LLEONART			
1			13:05:41.852
2	48.162	+0.338	13:06:30.014
3	48.094	+0.270	13:07:18.108
4	47.995	+0.171	13:08:06.103
5	48.093	+0.269	13:08:54.196
6	48.329	+0.505	13:09:42.525
7	47.874	+0.050	13:10:30.399
8	47.984	+0.160	13:11:18.383
9	47.824		13:12:06.207
10	47.952	+0.128	13:12:54.159
11	47.851	+0.027	13:13:42.010
12	47.995	+0.171	13:14:30.005
13	48.073	+0.249	13:15:18.078
14	47.893	+0.069	13:16:05.971
15	48.008	+0.184	13:16:53.979

Vuelta	empo de vuelta	Dif. resp. 1°	Hora del día
(1) DÍDAC ROS			
1			13:05:42.790
2	48.444	+1.051	13:06:31.234
3	48.283	+0.890	13:07:19.517
4	48.149	+0.756	13:08:07.666
5	47.393		13:08:55.059
6	48.095	+0.702	13:09:43.154
7	47.867	+0.474	13:10:31.021
8	47.872	+0.479	13:11:18.893
9	47.818	+0.425	13:12:06.711
10	47.899	+0.506	13:12:54.610
11	47.856	+0.463	13:13:42.466
12	47.951	+0.558	13:14:30.417
13	47.874	+0.481	13:15:18.291
14	47.849	+0.456	13:16:06.140
15	48.031	+0.638	13:16:54.171

Vuelta	empo de vuelta	Dif. resp. 1°	Hora del día
(3) ARNAU MIRÓ			
1			13:05:42.122
2	48.073	+0.304	13:06:30.195
3	48.078	+0.309	13:07:18.273
4	47.942	+0.173	13:08:06.215
5	48.130	+0.361	13:08:54.345
6	48.363	+0.594	13:09:42.708
7	47.875	+0.106	13:10:30.583
8	47.951	+0.182	13:11:18.534
9	47.870	+0.101	13:12:06.404
10	47.861	+0.092	13:12:54.265
11	47.970	+0.201	13:13:42.235
12	47.857	+0.088	13:14:30.092
13	48.409	+0.640	13:15:18.501
14	47.769		13:16:06.270
15	48.063	+0.294	13:16:54.333

Vuelta	empo de vuelta	Dif. resp. 1°	Hora del día
(6) ORIOL RUBÍ			
1			13:05:42.568
2	48.392	+0.742	13:06:30.960
3	47.994	+0.344	13:07:18.954
4	47.657	+0.007	13:08:06.611
5	48.227	+0.577	13:08:54.838
6	48.164	+0.514	13:09:43.002
7	47.895	+0.245	13:10:30.897
8	48.357	+0.707	13:11:19.254
9	47.650		13:12:06.904
10	47.922	+0.272	13:12:54.826
11	47.849	+0.199	13:13:42.675
12	47.894	+0.244	13:14:30.569
13	48.379	+0.729	13:15:18.948

Vuelta	empo de vuelta	Dif. resp. 1°	Hora del día
14	47.743	+0.093	13:16:06.691
15	47.889	+0.239	13:16:54.580

Vuelta	empo de vuelta	Dif. resp. 1°	Hora del día
(17) MARC LÓPEZ			
1			13:05:44.928
2	48.860	+1.774	13:06:33.788
3	47.193	+0.107	13:07:20.981
4	48.412	+1.326	13:08:09.393
5	47.804	+0.718	13:08:57.197
6	48.212	+1.126	13:09:45.409
7	48.044	+0.958	13:10:33.453
8	47.902	+0.816	13:11:21.355
9	48.091	+1.005	13:12:09.446
10	47.407	+0.321	13:12:56.853
11	47.150	+0.064	13:13:44.003
12	47.086		13:14:31.089
13	47.968	+0.882	13:15:19.057
14	47.739	+0.653	13:16:06.796
15	47.849	+0.763	13:16:54.645

Vuelta	empo de vuelta	Dif. resp. 1°	Hora del día
(9) MARC DE FULGENCIO			
1			13:05:43.502
2	48.048	+0.485	13:06:31.550
3	47.990	+0.427	13:07:19.540
4	48.893	+1.330	13:08:08.433
5	47.563		13:08:55.996
6	47.958	+0.395	13:09:43.954
7	47.809	+0.246	13:10:31.763
8	47.800	+0.237	13:11:19.563
9	47.619	+0.056	13:12:07.182
10	47.922	+0.359	13:12:55.104
11	47.854	+0.291	13:13:42.958
12	47.914	+0.351	13:14:30.872
13	48.642	+1.079	13:15:19.514
14	48.242	+0.679	13:16:07.756
15	47.949	+0.386	13:16:55.705

Vuelta	empo de vuelta	Dif. resp. 1°	Hora del día
(11) XAVIER LLOVERAS			
1			13:05:45.970
2	48.953	+1.240	13:06:34.923
3	48.097	+0.384	13:07:23.020
4	48.153	+0.440	13:08:11.173
5	48.178	+0.465	13:08:59.351
6	47.732	+0.019	13:09:47.083
7	48.088	+0.375	13:10:35.171
8	47.843	+0.130	13:11:23.014
9	47.750	+0.037	13:12:10.764
10	47.713		13:12:58.477
11	48.455	+0.742	13:13:46.932
12	48.282	+0.569	13:14:35.214
13	48.936	+1.223	13:15:24.150
14	47.761	+0.048	13:16:11.911
15	47.810	+0.097	13:16:59.721

Vuelta	empo de vuelta	Dif. resp. 1°	Hora del día
(15) BELÉN GARCÍA			
1			13:05:44.686
2	48.092	+0.184	13:06:32.778
3	48.016	+0.108	13:07:20.794
4	48.392	+0.484	13:08:09.186
5	47.908		13:08:57.094
6	48.077	+0.169	13:09:45.171
7	48.077	+0.169	13:10:33.248
8	47.996	+0.088	13:11:21.244
9	48.096	+0.188	13:12:09.340
10	48.415	+0.507	13:12:57.755
11	48.873	+0.965	13:13:46.628

Vuelta	empo de vuelta	Dif. resp. 1°	Hora del día
12	48.449	+0.541	13:14:35.077
13	48.977	+1.069	13:15:24.054
14	49.002	+1.094	13:16:13.056
15	48.662	+0.754	13:17:01.718

Vuelta	empo de vuelta	Dif. resp. 1°	Hora del día
(19) MAX LLOBET			
1			13:05:45.770
2	48.824	+0.907	13:06:34.594
3	48.170	+0.253	13:07:22.764
4	48.225	+0.308	13:08:10.989
5	48.247	+0.330	13:08:59.236
6	48.474	+0.557	13:09:47.710
7	48.213	+0.296	13:10:35.923
8	48.054	+0.137	13:11:23.977
9	47.917		13:12:11.894
10	48.127	+0.210	13:13:00.021
11	48.106	+0.189	13:13:48.127
12	48.227	+0.310	13:14:36.354
13	49.355	+1.438	13:15:25.709
14	48.221	+0.304	13:16:13.930
15	48.184	+0.267	13:17:02.114

Vuelta	empo de vuelta	Dif. resp. 1°	Hora del día
(5) AILIN MAGALI			
1			13:05:46.059
2	49.592	+1.117	13:06:35.651
3	49.020	+0.545	13:07:24.671
4	49.221	+0.746	13:08:13.892
5	48.955	+0.480	13:09:02.847
6	48.507	+0.032	13:09:51.354
7	48.629	+0.154	13:10:39.983
8	48.736	+0.261	13:11:28.719
9	48.475		13:12:17.194
10	48.490	+0.015	13:13:05.684
11	48.779	+0.304	13:13:54.463
12	49.513	+1.038	13:14:43.976
13	49.013	+0.538	13:15:32.989
14	48.740	+0.265	13:16:21.729
15	49.155	+0.680	13:17:10.884

Vuelta	empo de vuelta	Dif. resp. 1°	Hora del día
(8) ENRIQUE PEREZ			
1			13:05:43.645
2	48.150	+0.533	13:06:31.795
3	47.850	+0.233	13:07:19.645
4	50.231	+2.614	13:08:09.876
5	47.617		13:08:57.493
6	48.026	+0.409	13:09:45.519
7	48.123	+0.506	13:10:33.642
8	47.829	+0.212	13:11:21.471
9	48.211	+0.594	13:12:09.682
10	48.231	+0.614	13:12:57.913
11	48.843	+1.226	13:13:46.756
12	48.898	+1.281	13:14:35.654
13	57.684	+10.067	13:15:33.338
14	48.633	+1.016	13:16:21.971
15	49.134	+1.517	13:17:11.105

Vuelta	empo de vuelta	Dif. resp. 1°	Hora del día
(7) MAXIME GUILLEMAT			
1			13:05:44.558
2	50.920	+1.737	13:06:35.478
3	49.388	+0.205	13:07:24.866
4	49.624	+0.441	13:08:14.490
5	49.671	+0.488	13:09:04.161
6	49.586	+0.403	13:09:53.747
7	49.307	+0.124	13:10:43.054
8	49.816	+0.633	13:11:32.870
9	49.507	+0.324	13:12:22.377

Jefe de cronometraje

Orbits

Director de Carrera

www.mylaps.com

Licenciado a: Kartodrom de Catalunya



FÓRMULA CATALUNYA




2ª FÓRMULA CATALUNYA 2011

JUNIOR Trazado B invers 1,030 km

2ª Tanda 17/04/2011 13:25

Carrera (15 Vueltas) iniciado a 13:05:02



Vuelta	empo de vuelta	Dif. resp. 1°	Hora del día	Vuelta	empo de vuelta	Dif. resp. 1°	Hora del día	Vuelta	empo de vuelta	Dif. resp. 1°	Hora del día
10	49.486	+0.303	13:13:11.863								
11	49.183		13:14:01.046								
12	49.348	+0.165	13:14:50.394								
13	49.354	+0.171	13:15:39.748								
14	49.444	+0.261	13:16:29.192								
15	49.462	+0.279	13:17:18.654								
(4) MARIA CARANDELL											
1			13:05:47.157								
2	50.158	+1.040	13:06:37.315								
3	49.575	+0.457	13:07:26.890								
4	49.706	+0.588	13:08:16.596								
5	49.118		13:09:05.714								
6	49.641	+0.523	13:09:55.355								
7	49.562	+0.444	13:10:44.917								
8	49.820	+0.702	13:11:34.737								
9	49.259	+0.141	13:12:23.996								
10	49.292	+0.174	13:13:13.288								
11	49.439	+0.321	13:14:02.727								
12	49.439	+0.321	13:14:52.166								
13	49.694	+0.576	13:15:41.860								
14	49.554	+0.436	13:16:31.414								
15	49.529	+0.411	13:17:20.943								

Jefe de cronometraje Director de Carrera Orbits



FÓRMULA CATALUNYA




2ª FÓRMULA CATALUNYA 2011

Vuelta a vuelta

JUNIOR
 2ª Tanda
 Carrera (15 Vueltas) iniciado a 13:05:02

Trazado B invers 1,030 km

17/04/2011 13:25



Competidores		Vueltas														
		1	2	3	4	5	6	7	8	9	10	11	12	13	14	15
ALVARO LLEONART (10)	1	10	10	10	10	10	10	10	10	10	10	10	10	10	10	10
ARNAU MIRÓ (3)	2	3	3	3	3	3	3	3	3	3	3	3	3	1	1	1
ORIOI RUBÍ (6)	3	6	6	6	6	6	6	6	1	1	1	1	1	3	3	3
DÍDAC ROS (1)	4	1	1	1	1	1	1	1	6	6	6	6	6	6	6	6
MARC DE FULGENCIO (9)	5	9	9	9	9	9	9	9	9	9	9	9	9	17	17	17
ENRIQUE PEREZ (8)	6	8	8	8	15	15	15	15	15	15	17	17	17	9	9	9
MAXIME GUILLEMAT (7)	7	7	15	15	17	17	17	17	17	17	15	15	15	15	11	11
BELÉN GARCÍA (15)	8	15	17	17	8	8	8	8	8	8	8	8	11	11	15	15
MARC LÓPEZ (17)	9	17	19	19	19	19	11	11	11	11	11	11	8	19	19	19
MAX LLOBET (19)	10	19	11	11	11	11	19	19	19	19	19	19	19	5	5	5
XAVIER LLOVERAS (11)	11	11	7	5	5	5	5	5	5	5	5	5	5	8	8	8
AILIN MAGALI (5)	12	5	5	7	7	7	7	7	7	7	7	7	7	7	7	7
MARIA CARANDELL (4)	13	4	4	4	4	4	4	4	4	4	4	4	4	4	4	4

Jefe de cronometraje
 Director de Carrera

Orbits

www.mylaps.com
 Licenciado a: Kartodrom de Catalunya

XXº FÓRMULA CATALUNYA JUNIOR

Temporada: 2011

13/03/2011 13/03/2011 13/03/2011 17/04/2011 17/04/2011 17/04/2011

Pos.	Nº	Nombre	Total	Volver	Dif.	Dif.	cro	Total	tan	Total	tan	Total	cro	Total	tan	Total	tan	Total
					resp.	resp.												
1	17	MARC LÓPEZ	47	0	0	0	0	11	11	12	12	1	1	12	12	11	11	
2	6	ORIOI RUBÍ	46	0	1	1	0	8	8	15	15	0	0	12	12	11	11	
3	3	ARNAU MIRÓ	42	0	5	4	0	6	6	11	11	0	0	13	13	12	12	
4	10	ALVARO LLEONART	41	0	6	1	0	9	9	7	7	0	0	10	10	15	15	
5	11	XAVIER LLOVERAS	37	0	10	4	1	1	16	16	10	10	0	0	2	2	8	8
6	1	DÍDAC ROS	32	0	15	5	0	0	0	4	4	0	0	15	15	13	13	
7	7	MAXIME GUILLEMAT	28	0	19	4	0	0	10	10	9	9	0	0	6	6	3	3
8	15	BELÉN GARCÍA	28	0	19	0	0	0	12	12	2	2	0	0	7	7	7	7
9	8	ENRIQUE PEREZ	27	0	20	1	0	0	7	7	8	8	0	0	8	8	4	4
10	12	MARC RIBAS	26	0	21	1	0	0	13	13	13	13	x	x	x	x	x	x
11	9	MARC DE FULGENCIO	26	0	21	0	0	0	3	3	5	5	0	0	9	9	9	9
12	19	MAX LLOBET	19	0	28	7	0	0	2	2	6	6	0	0	5	5	6	6
13	5	AILIN MAGALI	15	0	32	4	0	0	5	5	1	1	0	0	4	4	5	5
14	4	MARIA CARANDELL	13	0	34	2	0	0	4	4	4	4	0	0	3	3	2	2

Leyenda 1 1er puesto 2 2o puesto 3 3er puesto 7 mostrado

13/03/2011	1ª FÓRMULA CATALUNYA 2011
13/03/2011	1ª FÓRMULA CATALUNYA 2011
13/03/2011	1ª FÓRMULA CATALUNYA 2011
17/04/2011	2ª FÓRMULA CATALUNYA 2011
17/04/2011	2ª FÓRMULA CATALUNYA 2011
17/04/2011	2ª FÓRMULA CATALUNYA 2011

Kartodrom de Catalunya