



FÓRMULA CATALUNYA



1ª FÓRMULA CATALUNYA 2011

Clasificado por mejor tiempo de vuelta

SENIOR

Trazado D 1,096 km

Entrenaments Cronometrats

13/03/2011 10:15

Clasificación iniciado a 10:34:15

Pos. Nº	Nombre	Chasis	Motor	Ruedas	Mejor Tm	En Vuelta	2º Mejor 2º vuelta	PEC	Puntos
1 4	AITO LEE DE GALAN	Monza	X30	Vega	47.232	11	47.398	10 1	1
2 9	MIGUEL SOLER	Birel	X30	Vega	47.364	11	48.225	8 2	0
3 3	CARLOS MANDOME	Birel	X30	Vega	47.642	4	49.068	3 3	0
4 10	MARC RUZAFÀ	Birel	X30	Vega	47.669	11	47.796	10 4	0
5 1	MARC CRUSELLAS	Birel	X30	Vega	47.806	11	48.019	10 5	0
6 2	LUCAS ROTLLANT	Birel	X30	Vega	48.032	11	48.217	10 6	0
7 8	QUIKO SAMPER	Birel	X30	Vega	48.275	10	48.309	9 7	0
8 13	PERE SERRAT	Birel	X30	Vega	48.307	10	48.864	8 8	0
9 12	JORDI CORTÉS	Birel	X30	Vega	48.473	10	48.975	9 9	0
10 20	EFREN SUAREZ	Birel	X30	Vega	48.556	10	48.592	7 10	0
11 5	LUIS AGUILERA	Birel	X30	Vega	49.013	9	49.386	10 11	0
12 7	ALBERT DALMASES	Birel	X30	Vega	50.907	8	51.085	7 12	0
13 11	MARTÍN PARDO	FA	X30	Vega	51.881	10	52.385	9 13	0

Jefe de cronometraje

Orbits

Director de Carrera

www.mylaps.com

Licenciado a: Kartodrom de Catalunya



FÓRMULA CATALUNYA



1ª FÓRMULA CATALUNYA 2011

Clasificado por vueltas

SENIOR

Trazado D 1,096 km

1ª Tanda

13/03/2011 11:50

Carrera (15 Vueltas) iniciado a 12:09:10

Pos.	Nº	Nombre	Chasis	Motor	Ruedas	Vueltas	Dif. resp. 1º	Mejor Tm	En Vuelta	Puntos
1	3	CARLOS MANDOME	Birel	X30	Vega	15		46.619	12	15
2	9	MIGUEL SOLER	Birel	X30	Vega	15	0.318	46.548	12	13
3	4	AITOR LEE DE GALAN	Monza	X30	Vega	15	0.506	46.501	12	13
4	10	MARC RUZAFÁ	Birel	X30	Vega	15	5.408	46.861	4	11
5	20	EFREN SUAREZ	Birel	X30	Vega	15	10.604	46.891	4	10
6	2	LUCAS ROTLLANT	Birel	X30	Vega	15	18.631	46.671	15	9
7	13	PERE SERRAT	Birel	X30	Vega	15	20.546	47.208	12	8
8	7	ALBERT DALMASES	Birel	X30	Vega	15	41.429	48.591	14	7
9	5	LUIS AGUILERA	Birel	X30	Vega	15	46.258	47.814	15	6
10	12	JORDI CORTÉS	Birel	X30	Vega	14	1 Vuelta	47.357	14	5
11	11	MARTÍN PARDO	FA	X30	Vega	14	1 Vuelta	51.016	3	4
12	1	MARC CRUSELLAS	Birel	X30	Vega	10	5 Vueltas	46.772	6	3
13	8	QUIKO SAMPER	Birel	X30	Vega	4	11 Vueltas	47.304	2	0

Márgen de victoria	Velocidad media	Mejor tº de vuelta	Mejor Vel.	Mejor vuelta para
0.318	86,411	46.501	84,850	4 - AITOR LEE DE GALAN

Jefe de cronometraje

Orbits

Director de Carrera

www.mylaps.com

Licenciado a: Kartodrom de Catalunya



FÓRMULA CATALUNYA



1ª FÓRMULA CATALUNYA 2011

Clasificado por mejor tiempo de vuelta

SENIOR

Trazado D 1,096 km

1ª Tanda

13/03/2011 11:50

Carrera (15 Vueltas) iniciado a 12:09:10

Pos.	Nº	Nombre	Mejor Tm	Dif. resp. 1º	isp. anterior	Mejor Vel.	En Vuelta	Chasis	Motor	Ruedas
1	4	AITOR LEE DE GALAN	46.501			84,850	12	Monza	X30	Vega
2	9	MIGUEL SOLER	46.548	0.047	0.047	84,764	12	Birel	X30	Vega
3	3	CARLOS MANDOME	46.619	0.118	0.071	84,635	12	Birel	X30	Vega
4	2	LUCAS ROTLLANT	46.671	0.170	0.052	84,541	15	Birel	X30	Vega
5	1	MARC CRUSELLAS	46.772	0.271	0.101	84,358	6	Birel	X30	Vega
6	10	MARC RUZAFÀ	46.861	0.360	0.089	84,198	4	Birel	X30	Vega
7	20	EFREN SUAREZ	46.891	0.390	0.030	84,144	4	Birel	X30	Vega
8	13	PERE SERRAT	47.208	0.707	0.317	83,579	12	Birel	X30	Vega
No clasificado (50% = 7 Vueltas)										
	8	QUIKO SAMPER	47.304	0.803	0.096	83,409	2	Birel	X30	Vega
10	12	JORDI CORTÉS	47.357	0.856	0.053	83,316	14	Birel	X30	Vega
11	5	LUIS AGUILERA	47.814	1.313	0.457	82,520	15	Birel	X30	Vega
12	7	ALBERT DALMASES	48.591	2.090	0.777	81,200	14	Birel	X30	Vega
13	11	MARTÍN PARDO	51.016	4.515	2.425	77,340	3	FA	X30	Vega

Jefe de cronometraje

Orbits

Director de Carrera

www.mylaps.com

Licenciado a: Kartodrom de Catalunya

Impresos: 15/03/2011 18:07:44



FÓRMULA CATALUNYA



1ª FÓRMULA CATALUNYA 2011

SENIOR

Trazado D 1,096 km

1ª Tanda

13/03/2011 11:50

Carrera (15 Vueltas) iniciado a 12:09:10

Vuelta	mpo de vuelta	Dif. resp. 1°	Hora del día
(3) CARLOS MANDOME			
1			12:09:40.100
2	47.318	+0.699	12:10:27.418
3	47.000	+0.381	12:11:14.418
4	46.748	+0.129	12:12:01.166
5	46.835	+0.216	12:12:48.001
6	46.818	+0.199	12:13:34.819
7	46.831	+0.212	12:14:21.650
8	46.790	+0.171	12:15:08.440
9	46.689	+0.070	12:15:55.129
10	46.715	+0.096	12:16:41.844
11	46.729	+0.110	12:17:28.573
12	46.619		12:18:15.192
13	46.755	+0.136	12:19:01.947
14	46.757	+0.138	12:19:48.704
15	46.707	+0.088	12:20:35.411

Vuelta	mpo de vuelta	Dif. resp. 1°	Hora del día
(9) MIGUEL SOLER			
1			12:09:40.544
2	47.470	+0.922	12:10:28.014
3	46.861	+0.313	12:11:14.875
4	46.777	+0.229	12:12:01.652
5	46.621	+0.073	12:12:48.273
6	46.827	+0.279	12:13:35.100
7	46.853	+0.305	12:14:21.953
8	46.980	+0.432	12:15:08.933
9	46.681	+0.133	12:15:55.614
10	46.875	+0.327	12:16:42.489
11	46.618	+0.070	12:17:29.107
12	46.548		12:18:15.655
13	46.566	+0.018	12:19:02.221
14	46.799	+0.251	12:19:49.020
15	46.709	+0.161	12:20:35.729

Vuelta	mpo de vuelta	Dif. resp. 1°	Hora del día
(4) AITOR LEE DE GALAN			
1			12:09:40.986
2	47.450	+0.949	12:10:28.436
3	46.738	+0.237	12:11:15.174
4	46.733	+0.232	12:12:01.907
5	46.615	+0.114	12:12:48.522
6	46.842	+0.341	12:13:35.364
7	46.778	+0.277	12:14:22.142
8	47.038	+0.537	12:15:09.180
9	46.642	+0.141	12:15:55.822
10	46.900	+0.399	12:16:42.722
11	46.657	+0.156	12:17:29.379
12	46.501		12:18:15.880
13	46.569	+0.068	12:19:02.449
14	46.748	+0.247	12:19:49.197
15	46.720	+0.219	12:20:35.917

Vuelta	mpo de vuelta	Dif. resp. 1°	Hora del día
(10) MARC RUZAFÀ			
1			12:09:42.177
2	47.894	+1.033	12:10:30.071
3	47.099	+0.238	12:11:17.170
4	46.861		12:12:04.031
5	46.973	+0.112	12:12:51.004
6	47.037	+0.176	12:13:38.041
7	46.893	+0.032	12:14:24.934
8	47.168	+0.307	12:15:12.102
9	46.965	+0.104	12:15:59.067
10	46.883	+0.022	12:16:45.950
11	46.894	+0.033	12:17:32.844
12	46.938	+0.077	12:18:19.782
13	47.142	+0.281	12:19:06.924

Vuelta	mpo de vuelta	Dif. resp. 1°	Hora del día
14	46.920	+0.059	12:19:53.844
15	46.975	+0.114	12:20:40.819

Vuelta	mpo de vuelta	Dif. resp. 1°	Hora del día
(20) EFREN SUAREZ			
1			12:09:42.898
2	48.000	+1.109	12:10:30.898
3	47.758	+0.867	12:11:18.656
4	46.891		12:12:05.547
5	47.260	+0.369	12:12:52.807
6	47.480	+0.589	12:13:40.287
7	47.136	+0.245	12:14:27.423
8	47.338	+0.447	12:15:14.761
9	48.026	+1.135	12:16:02.787
10	47.285	+0.394	12:16:50.072
11	47.464	+0.573	12:17:37.536
12	47.019	+0.128	12:18:24.555
13	46.921	+0.030	12:19:11.476
14	47.280	+0.389	12:19:58.756
15	47.259	+0.368	12:20:46.015

Vuelta	mpo de vuelta	Dif. resp. 1°	Hora del día
(2) LUCAS ROTLLANT			
1			12:09:47.257
2	50.256	+3.585	12:10:37.513
3	49.499	+2.828	12:11:27.012
4	47.363	+0.692	12:12:14.375
5	47.126	+0.455	12:13:01.501
6	47.193	+0.522	12:13:48.694
7	47.492	+0.821	12:14:36.186
8	47.530	+0.859	12:15:23.716
9	46.694	+0.023	12:16:10.410
10	47.580	+0.909	12:16:57.990
11	47.391	+0.720	12:17:45.381
12	47.183	+0.512	12:18:32.564
13	47.333	+0.662	12:19:19.897
14	47.474	+0.803	12:20:07.371
15	46.671		12:20:54.042

Vuelta	mpo de vuelta	Dif. resp. 1°	Hora del día
(13) PERE SERRAT			
1			12:09:41.859
2	48.859	+1.651	12:10:30.718
3	52.900	+5.692	12:11:23.618
4	47.516	+0.308	12:12:11.134
5	47.240	+0.032	12:12:58.374
6	48.619	+1.411	12:13:46.993
7	47.243	+0.035	12:14:34.236
8	47.726	+0.518	12:15:21.962
9	47.227	+0.019	12:16:09.189
10	48.270	+1.062	12:16:57.459
11	47.684	+0.476	12:17:45.143
12	47.208		12:18:32.351
13	47.286	+0.078	12:19:19.637
14	48.596	+1.388	12:20:08.233
15	47.724	+0.516	12:20:55.957

Vuelta	mpo de vuelta	Dif. resp. 1°	Hora del día
(7) ALBERT DALMASES			
1			12:09:46.351
2	50.888	+2.297	12:10:37.239
3	49.697	+1.106	12:11:26.936
4	49.752	+1.161	12:12:16.688
5	49.508	+0.917	12:13:06.196
6	49.619	+1.028	12:13:55.815
7	49.352	+0.761	12:14:45.167
8	49.621	+1.030	12:15:34.788
9	48.619	+0.028	12:16:23.407
10	48.926	+0.335	12:17:12.333
11	48.896	+0.305	12:18:01.229

Vuelta	mpo de vuelta	Dif. resp. 1°	Hora del día
12	49.359	+0.768	12:18:50.588
13	48.608	+0.017	12:19:39.196
14	48.591		12:20:27.787
15	49.053	+0.462	12:21:16.840

Vuelta	mpo de vuelta	Dif. resp. 1°	Hora del día
(5) LUIS AGUILERA			
1			12:09:57.400
2	48.359	+0.545	12:10:45.759
3	48.289	+0.475	12:11:34.048
4	55.154	+7.340	12:12:29.202
5	51.330	+3.516	12:13:20.532
6	47.947	+0.133	12:14:08.479
7	48.389	+0.575	12:14:56.868
8	48.104	+0.290	12:15:44.972
9	48.239	+0.425	12:16:33.211
10	48.400	+0.586	12:17:21.611
11	48.146	+0.332	12:18:09.757
12	47.994	+0.180	12:18:57.751
13	48.061	+0.247	12:19:45.812
14	48.043	+0.229	12:20:33.855
15	47.814		12:21:21.669

Vuelta	mpo de vuelta	Dif. resp. 1°	Hora del día
(12) JORDI CORTÉS			
1			12:10:15.394
2	47.976	+0.619	12:11:03.370
3	47.541	+0.184	12:11:50.911
4	47.465	+0.108	12:12:38.376
5	47.441	+0.084	12:13:25.817
6	48.673	+1.316	12:14:14.490
7	47.545	+0.188	12:15:02.035
8	47.743	+0.386	12:15:49.778
9	47.563	+0.206	12:16:37.341
10	47.545	+0.188	12:17:24.886
11	47.380	+0.023	12:18:12.266
12	48.449	+1.092	12:19:00.715
13	49.902	+2.545	12:19:50.617
14	47.357		12:20:37.974

Vuelta	mpo de vuelta	Dif. resp. 1°	Hora del día
(11) MARTÍN PARDO			
1			12:09:47.314
2	53.248	+2.232	12:10:40.562
3	51.016		12:11:31.578
4	56.300	+5.284	12:12:27.878
5	54.771	+3.755	12:13:22.649
6	52.874	+1.858	12:14:15.523
7	56.846	+5.830	12:15:12.369
8	53.097	+2.081	12:16:05.466
9	54.720	+3.704	12:17:00.186
10	52.182	+1.166	12:17:52.368
11	52.708	+1.692	12:18:45.076
12	51.579	+0.563	12:19:36.655
13	51.105	+0.089	12:20:27.760
14	52.014	+0.998	12:21:19.774

Vuelta	mpo de vuelta	Dif. resp. 1°	Hora del día
(1) MARC CRUSELLAS			
1			12:10:01.449
2	47.093	+0.321	12:10:48.542
3	47.007	+0.235	12:11:35.549
4	47.402	+0.630	12:12:22.951
5	47.024	+0.252	12:13:09.975
6	46.772		12:13:56.747
7	48.548	+1.776	12:14:45.295
8	49.280	+2.508	12:15:34.575
9	46.920	+0.148	12:16:21.495
10	47.644	+0.872	12:17:09.139

Jefe de cronometraje

Orbits

Director de Carrera

www.mylaps.com

Licenciado a: Kartodrom de Catalunya



FÓRMULA CATALUNYA



1ª FÓRMULA CATALUNYA 2011

Vuelta a vuelta


SENIOR

Trazado D 1,096 km

1ª Tanda

13/03/2011 11:50

Carrera (15 Vueltas) iniciado a 12:09:10



Competidores

Vueltas

	1	2	3	4	5	6	7	8	9	10	11	12	13	14	15
CARLOS MANDOME (3)	1	3	3	3	3	3	3	3	3	3	3	3	3	3	3
MIGUEL SOLER (9)	2	9	9	9	9	9	9	9	9	9	9	9	9	9	9
AITOR LEE DE GALAN (4)	3	4	4	4	4	4	4	4	4	4	4	4	4	4	4
PERE SERRAT (13)	4	13	10	10	10	10	10	10	10	10	10	10	10	10	10
MARC RUZAFÁ (10)	5	10	13	20	20	20	20	20	20	20	20	20	20	20	20
EFREN SUAREZ (20)	6	20	20	13	13	13	13	13	13	13	13	13	13	2	2
ALBERT DALMASES (7)	7	7	7	2	2	2	2	2	2	2	2	2	2	13	13
LUCAS ROTLLANT (2)	8	2	2	7	7	7	7	1	1	1	7	7	7	7	7
MARTÍN PARDO (11)	9	11	11	11	8	1	1	1	7	7	7	5	5	5	5
LUIS AGUILERA (5)	10	5	5	5	1	5	5	5	5	5	12	12	12	12	
QUIKO SAMPER (8)	11	8	8	8	11	11	12	12	12	12	12	11	11	11	11
MARC CRUSELLAS (1)	12	1	1	1	5	12	11	11	11	11	11				
JORDI CORTÉS (12)	13	12	12	12	12										

Jefe de cronometraje

Orbits

Director de Carrera

www.mylaps.com

Licenciado a: Kartodrom de Catalunya



FÓRMULA CATALUNYA



1ª FÓRMULA CATALUNYA 2011

Clasificado por vueltas

SENIOR

Trazado D 1,096 km

2ª Tanda

13/03/2011 14:05

Carrera (15 Vueltas) iniciado a 14:15:34

Pos.	Nº	Nombre	Chasis	Motor	Ruedas	Vueltas	Dif. resp. 1º	Mejor Tm	En Vuelta	Puntos
1	2	LUCAS ROTLLANT	Birel	X30	Vega	15		46.840	12	15
2	10	MARC RUZAFÀ	Birel	X30	Vega	15	2.028	46.831	13	13
3	9	MIGUEL SOLER	Birel	X30	Vega	15	2.606	46.608	11	12
4	4	AITOR LEE DE GALAN	Monza	X30	Vega	15	2.636	46.574	11	12
5	8	QUIKO SAMPER	Birel	X30	Vega	15	4.338	46.713	13	10
6	1	MARC CRUSELLAS	Birel	X30	Vega	15	6.254	46.862	15	9
7	3	CARLOS MANDOME	Birel	X30	Vega	15	6.974	46.983	13	8
8	5	LUIS AGUILERA	Birel	X30	Vega	15	9.945	47.270	14	7
9	13	PERE SERRAT	Birel	X30	Vega	15	10.776	47.158	14	6
10	12	JORDI CORTÉS	Birel	X30	Vega	15	11.207	47.296	7	5
11	7	ALBERT DALMASES	Birel	X30	Vega	15	30.569	48.659	7	4
12	20	EFREN SUAREZ	Birel	X30	Vega	13	2 Vueltas	47.156	13	3
13	11	MARTÍN PARDO	FA	X30	Vega	8	7 Vueltas	49.146	6	2

Márgen de victoria	Velocidad media	Mejor tº de vuelta	Mejor Vel.	Mejor vuelta para
2.028	84,814	46.574	84,717	4 - AITOR LEE DE GALAN

Jefe de cronometraje

Orbits

Director de Carrera

www.mylaps.com

Licenciado a: Kartodrom de Catalunya



FÓRMULA CATALUNYA



1ª FÓRMULA CATALUNYA 2011

Clasificado por mejor tiempo de vuelta

SENIOR

Trazado D 1,096 km

2ª Tanda

13/03/2011 14:05

Carrera (15 Vueltas) iniciado a 14:15:34

Pos.	Nº	Nombre	Mejor Tm	Dif. resp. 1º	isp. anterior	Mejor Vel.	En Vuelta	Chasis	Motor	Ruedas
1	4	AITOR LEE DE GALAN	46.574			84,717	11	Monza	X30	Vega
2	9	MIGUEL SOLER	46.608	0.034	0.034	84,655	11	Birel	X30	Vega
3	8	QUIKO SAMPER	46.713	0.139	0.105	84,465	13	Birel	X30	Vega
4	10	MARC RUZAFÀ	46.831	0.257	0.118	84,252	13	Birel	X30	Vega
5	2	LUCAS ROTLLANT	46.840	0.266	0.009	84,236	12	Birel	X30	Vega
6	1	MARC CRUSELLAS	46.862	0.288	0.022	84,196	15	Birel	X30	Vega
7	3	CARLOS MANDOME	46.983	0.409	0.121	83,979	13	Birel	X30	Vega
8	20	EFREN SUAREZ	47.156	0.582	0.173	83,671	13	Birel	X30	Vega
9	13	PERE SERRAT	47.158	0.584	0.002	83,668	14	Birel	X30	Vega
10	5	LUIS AGUILERA	47.270	0.696	0.112	83,469	14	Birel	X30	Vega
11	12	JORDI CORTÉS	47.296	0.722	0.026	83,424	7	Birel	X30	Vega
12	7	ALBERT DALMASES	48.659	2.085	1.363	81,087	7	Birel	X30	Vega
13	11	MARTÍN PARDO	49.146	2.572	0.487	80,283	6	FA	X30	Vega

Jefe de cronometraje

Orbits

Director de Carrera

www.mylaps.com

Licenciado a: Kartodrom de Catalunya



FÓRMULA CATALUNYA



1ª FÓRMULA CATALUNYA 2011

SENIOR

Trazado D 1,096 km

2ª Tanda

13/03/2011 14:05

Carrera (15 Vueltas) iniciado a 14:15:34

Vuelta	mpo de vuelta	Dif. resp. 1°	Hora del día
(2) LUCAS ROTLLANT			
1			14:16:09.223
2	48.116	+1.276	14:16:57.339
3	48.486	+1.646	14:17:45.825
4	47.628	+0.788	14:18:33.453
5	47.249	+0.409	14:19:20.702
6	47.183	+0.343	14:20:07.885
7	47.125	+0.285	14:20:55.010
8	47.128	+0.288	14:21:42.138
9	47.153	+0.313	14:22:29.291
10	47.436	+0.596	14:23:16.727
11	47.339	+0.499	14:24:04.066
12	46.840		14:24:50.906
13	47.006	+0.166	14:25:37.912
14	47.077	+0.237	14:26:24.989
15	47.251	+0.411	14:27:12.240

Vuelta	mpo de vuelta	Dif. resp. 1°	Hora del día
(10) MARC RUZAFÀ			
1			14:16:09.580
2	48.175	+1.344	14:16:57.755
3	48.300	+1.469	14:17:46.055
4	48.748	+1.917	14:18:34.803
5	47.709	+0.878	14:19:22.512
6	47.620	+0.789	14:20:10.132
7	47.749	+0.918	14:20:57.881
8	47.525	+0.694	14:21:45.406
9	47.314	+0.483	14:22:32.720
10	47.217	+0.386	14:23:19.937
11	46.945	+0.114	14:24:06.882
12	46.851	+0.020	14:24:53.733
13	46.831		14:25:40.564
14	46.870	+0.039	14:26:27.434
15	46.834	+0.003	14:27:14.268

Vuelta	mpo de vuelta	Dif. resp. 1°	Hora del día
(9) MIGUEL SOLER			
1			14:16:09.828
2	48.159	+1.551	14:16:57.987
3	48.394	+1.786	14:17:46.381
4	48.742	+2.134	14:18:35.123
5	47.656	+1.048	14:19:22.779
6	47.616	+1.008	14:20:10.395
7	47.748	+1.140	14:20:58.143
8	47.553	+0.945	14:21:45.696
9	47.237	+0.629	14:22:32.933
10	48.151	+1.543	14:23:21.084
11	46.608		14:24:07.692
12	46.716	+0.108	14:24:54.408
13	46.864	+0.256	14:25:41.272
14	46.705	+0.097	14:26:27.977
15	46.869	+0.261	14:27:14.846

Vuelta	mpo de vuelta	Dif. resp. 1°	Hora del día
(4) AITOR LEE DE GALAN			
1			14:16:10.588
2	48.013	+1.439	14:16:58.601
3	47.987	+1.413	14:17:46.588
4	48.714	+2.140	14:18:35.302
5	47.753	+1.179	14:19:23.055
6	47.613	+1.039	14:20:10.668
7	47.679	+1.105	14:20:58.347
8	47.881	+1.307	14:21:46.228
9	46.933	+0.359	14:22:33.161
10	47.373	+0.799	14:23:20.534
11	46.574		14:24:07.108
12	46.830	+0.256	14:24:53.938
13	47.041	+0.467	14:25:40.979

Vuelta	mpo de vuelta	Dif. resp. 1°	Hora del día
14	46.645	+0.071	14:26:27.624
15	47.252	+0.678	14:27:14.876

Vuelta	mpo de vuelta	Dif. resp. 1°	Hora del día
(8) QUIKO SAMPER			
1			14:16:10.735
2	48.097	+1.384	14:16:58.832
3	48.273	+1.560	14:17:47.105
4	49.273	+2.560	14:18:36.378
5	47.640	+0.927	14:19:24.018
6	47.511	+0.798	14:20:11.529
7	47.293	+0.580	14:20:58.822
8	47.588	+0.875	14:21:46.410
9	47.798	+1.085	14:22:34.208
10	47.869	+1.156	14:23:22.077
11	46.907	+0.194	14:24:08.984
12	47.045	+0.332	14:24:56.029
13	46.713		14:25:42.742
14	46.864	+0.151	14:26:29.606
15	46.972	+0.259	14:27:16.578

Vuelta	mpo de vuelta	Dif. resp. 1°	Hora del día
(1) MARC CRUSELLAS			
1			14:16:12.088
2	48.489	+1.627	14:17:00.577
3	47.941	+1.079	14:17:48.518
4	48.315	+1.453	14:18:36.833
5	47.503	+0.641	14:19:24.336
6	47.677	+0.815	14:20:12.013
7	47.123	+0.261	14:20:59.136
8	47.442	+0.580	14:21:46.578
9	48.519	+1.657	14:22:35.097
10	48.042	+1.180	14:23:23.139
11	47.332	+0.470	14:24:10.471
12	47.076	+0.214	14:24:57.547
13	46.997	+0.135	14:25:44.544
14	47.088	+0.226	14:26:31.632
15	46.862		14:27:18.494

Vuelta	mpo de vuelta	Dif. resp. 1°	Hora del día
(3) CARLOS MANDOME			
1			14:16:11.053
2	48.274	+1.291	14:16:59.327
3	48.002	+1.019	14:17:47.329
4	48.889	+1.906	14:18:36.218
5	47.572	+0.589	14:19:23.790
6	47.335	+0.352	14:20:11.125
7	47.489	+0.506	14:20:58.614
8	47.739	+0.756	14:21:46.353
9	48.294	+1.311	14:22:34.647
10	48.281	+1.298	14:23:22.928
11	47.314	+0.331	14:24:10.242
12	47.082	+0.099	14:24:57.324
13	46.983		14:25:44.307
14	47.530	+0.547	14:26:31.837
15	47.377	+0.394	14:27:19.214

Vuelta	mpo de vuelta	Dif. resp. 1°	Hora del día
(5) LUIS AGUILERA			
1			14:16:11.995
2	48.436	+1.166	14:17:00.431
3	47.997	+0.727	14:17:48.428
4	49.553	+2.283	14:18:37.981
5	47.713	+0.443	14:19:25.694
6	47.952	+0.682	14:20:13.646
7	47.582	+0.312	14:21:01.228
8	47.766	+0.496	14:21:48.994
9	47.716	+0.446	14:22:36.710
10	47.639	+0.369	14:23:24.349
11	47.994	+0.724	14:24:12.343

Vuelta	mpo de vuelta	Dif. resp. 1°	Hora del día
12	47.505	+0.235	14:24:59.848
13	47.762	+0.492	14:25:47.610
14	47.270		14:26:34.880
15	47.305	+0.035	14:27:22.185

Vuelta	mpo de vuelta	Dif. resp. 1°	Hora del día
(13) PERE SERRAT			
1			14:16:08.606
2	48.542	+1.384	14:16:57.148
3	48.545	+1.387	14:17:45.693
4	48.885	+1.727	14:18:34.578
5	47.731	+0.573	14:19:22.309
6	47.748	+0.590	14:20:10.057
7	47.588	+0.430	14:20:57.645
8	47.626	+0.468	14:21:45.271
9	47.288	+0.130	14:22:32.559
10	50.146	+2.988	14:23:22.705
11	50.044	+2.886	14:24:12.749
12	47.860	+0.702	14:25:00.609
13	47.405	+0.247	14:25:48.014
14	47.158		14:26:35.172
15	47.844	+0.686	14:27:23.016

Vuelta	mpo de vuelta	Dif. resp. 1°	Hora del día
(12) JORDI CORTÉS			
1			14:16:13.355
2	49.208	+1.912	14:17:02.563
3	49.499	+2.203	14:17:52.062
4	48.379	+1.083	14:18:40.441
5	48.516	+1.220	14:19:28.957
6	47.407	+0.111	14:20:16.364
7	47.296		14:21:03.660
8	47.477	+0.181	14:21:51.137
9	47.521	+0.225	14:22:38.658
10	47.489	+0.193	14:23:26.147
11	47.435	+0.139	14:24:13.582
12	47.299	+0.003	14:25:00.881
13	47.485	+0.189	14:25:48.366
14	47.708	+0.412	14:26:36.074
15	47.373	+0.077	14:27:23.447

Vuelta	mpo de vuelta	Dif. resp. 1°	Hora del día
(7) ALBERT DALMASES			
1			14:16:13.163
2	49.277	+0.618	14:17:02.440
3	48.928	+0.269	14:17:51.368
4	48.957	+0.298	14:18:40.325
5	49.548	+0.889	14:19:29.873
6	49.235	+0.576	14:20:19.108
7	48.659		14:21:07.767
8	49.206	+0.547	14:21:56.973
9	50.104	+1.445	14:22:47.077
10	48.994	+0.335	14:23:36.071
11	49.750	+1.091	14:24:25.821
12	49.610	+0.951	14:25:15.431
13	49.102	+0.443	14:26:04.533
14	49.251	+0.592	14:26:53.784
15	49.025	+0.366	14:27:42.809

Vuelta	mpo de vuelta	Dif. resp. 1°	Hora del día
(20) EFREN SUAREZ			
1			14:16:10.459
2	48.024	+0.868	14:16:58.483
3	48.397	+1.241	14:17:46.880
4	49.544	+2.388	14:18:36.424
5	2:40.675	+1:53.519	14:21:17.099
6	48.152	+0.996	14:22:05.251
7	47.636	+0.480	14:22:52.887
8	47.238	+0.082	14:23:40.125
9	47.183	+0.027	14:24:27.308

Jefe de cronometraje

Orbits

Director de Carrera

www.mylaps.com

Licenciado a: Kartodrom de Catalunya



FÓRMULA CATALUNYA



1ª FÓRMULA CATALUNYA 2011

SENIOR

Trazado D 1,096 km

2ª Tanda

13/03/2011 14:05

Carrera (15 Vueltas) iniciado a 14:15:34

Vuelta	mpo de vuelta	Dif. resp. 1°	Hora del día
10	47.898	+0.742	14:25:15.206
11	47.185	+0.029	14:26:02.391
12	47.328	+0.172	14:26:49.719
13	47.156		14:27:36.875

(11) MARTÍN PARDO

Vuelta	mpo de vuelta	Dif. resp. 1°	Hora del día
1			14:16:14.940
2	49.512	+0.366	14:17:04.452
3	49.849	+0.703	14:17:54.301
4	49.258	+0.112	14:18:43.559
5	49.656	+0.510	14:19:33.215
6	49.146		14:20:22.361
7	49.894	+0.748	14:21:12.255
8	52.981	+3.835	14:22:05.236

Vuelta	mpo de vuelta	Dif. resp. 1°	Hora del día
--------	---------------	---------------	--------------

Vuelta	mpo de vuelta	Dif. resp. 1°	Hora del día
--------	---------------	---------------	--------------

Jefe de cronometraje


Director de Carrera

Orbits

www.mylaps.com

Licenciado a: Kartodrom de Catalunya

Página 2/2



FÓRMULA CATALUNYA




1ª FÓRMULA CATALUNYA 2011

Vuelta a vuelta

SENIOR
 2ª Tanda
 Carrera (15 Vueltas) iniciado a 14:15:34

Trazado D 1,096 km

13/03/2011 14:05



Competidores

Vueltas

	1	2	3	4	5	6	7	8	9	10	11	12	13	14	15
PERE SERRAT (13)	13	13	13	2	2	2	2	2	2	2	2	2	2	2	2
LUCAS ROTLLANT (2)	2	2	2	13	13	13	13	13	13	10	10	10	10	10	10
MARC RUZAFÀ (10)	10	10	10	10	10	10	10	10	10	4	4	4	4	4	9
MIGUEL SOLER (9)	9	9	9	9	9	9	9	9	9	9	9	9	9	9	4
EFREN SUAREZ (20)	20	20	4	4	4	4	4	4	4	8	8	8	8	8	8
AITOR LEE DE GALAN (4)	4	4	20	3	3	3	3	3	8	13	3	3	3	1	1
QUIKO SAMPER (8)	8	8	8	8	8	8	8	8	3	3	1	1	1	3	3
CARLOS MANDOME (3)	3	3	3	20	1	1	1	1	1	1	5	5	5	5	5
LUIS AGUILERA (5)	5	5	5	1	5	5	5	5	5	5	13	13	13	13	13
MARC CRUSELLAS (1)	1	1	1	5	12	12	12	12	12	12	12	12	12	12	12
ALBERT DALMASES (7)	7	7	7	7	7	7	7	7	7	7	7	7	7	7	7
JORDI CORTÉS (12)	12	12	12	12	11	11	11	11	20	20	20	20	20	20	20
MARTÍN PARDO (11)	11	11	11	11	20	20	20	20							

Jefe de cronometraje
 Director de Carrera

Orbits

www.mylaps.com
 Licenciado a: Kartodrom de Catalunya

XXº FÓRMULA CATALUNYA SENIOR

Temporada: 2011

13/03/2011 13/03/2011 13/03/2011

Pos.	Nº	Nombre	Total	Volver	Dif. resp. 1º	Dif. resp. anterior	cro	Total	1tan	Total	2tan	Total
1	4	AITOR LEE DE GALAN	26	0	0	0	1	1	13	13	12	12
2	9	MIGUEL SOLER	25	0	1	1	0	0	13	13	12	12
3	2	LUCAS ROTLLANT	24	0	2	1	0	0	9	9	15	15
4	10	MARC RUZAFÀ	24	0	2	0	0	0	11	11	13	13
5	3	CARLOS MANDOME	23	0	3	1	0	0	15	15	8	8
6	13	PERE SERRAT	14	0	12	9	0	0	8	8	6	6
7	5	LUIS AGUILERA	13	0	13	1	0	0	6	6	7	7
8	20	EFREN SUAREZ	13	0	13	0	0	0	10	10	3	3
9	1	MARC CRUSELLAS	12	0	14	1	0	0	3	3	9	9
10	7	ALBERT DALMASES	11	0	15	1	0	0	7	7	4	4
11	8	QUIKO SAMPER	10	0	16	1	0	0	0	0	10	10
12	12	JORDI CORTÉS	10	0	16	0	0	0	5	5	5	5
13	11	MARTÍN PARDO	6	0	20	4	0	0	4	4	2	2

Legenda 1 1er puesto 2 2o puesto 3 3er puesto 7 mostrado

13/03/2011	1ª FÓRMULA CATALUNYA 2011
13/03/2011	1ª FÓRMULA CATALUNYA 2011
13/03/2011	1ª FÓRMULA CATALUNYA 2011

Kartodrom de Catalunya