



FÓRMULA CATALUNYA



3ª FÓRMULA CATALUNYA 2011

Clasificado por vueltas

SENIOR

Trazado E invers 0,810 km

Tanda a 40 voltes

15/05/2011 10:05

Carrera (40 Vueltas) iniciado a 9:21:36

Pos.	Nº	Nombre	Chasis	Motor	Ruedas	Vueltas	Dif. resp. 1º	Mejor Tm	En Vuelta	Puntos
1	9	MIGUEL SOLER	Birel	X30	Vega	40		36.701	30	31
2	1	MARC CRUSELLAS	Birel	X30	Vega	40	3.468	36.782	40	26
3	20	EFREN SUAREZ	Birel	X30	Vega	40	20.899	37.077	39	24
4	10	MARC RUZAFÀ	Birel	X30	Vega	39	1 Vuelta	37.388	29	22
5	4	AITOR LEE DE GALAN	Monza	X30	Vega	39	1 Vuelta	37.031	28	20
6	12	JORDI CORTÉS	Birel	X30	Vega	39	1 Vuelta	37.663	36	18
7	7	ALBERT DALMASES	Birel	X30	Vega	39	1 Vuelta	37.925	38	16
8	19	LUCIANO INSAURALDE	Birel	X30	Vega	38	2 Vueltas	37.576	30	14
9	5	LUIS AGUILERA	Birel	X30	Vega	38	2 Vueltas	37.831	31	12
10	8	QUIKO SAMPER	Birel	X30	Vega	36	4 Vueltas	37.482	28	10
11	3	CARLOS MANDOME	Birel	X30	Vega	33	7 Vueltas	37.054	25	8
12	2	LUCAS ROTLLANT	Birel	X30	Vega	20	20 Vueltas	37.398	20	6

Márgen de victoria	Velocidad media	Mejor tº de vuelta	Mejor Vel.	Mejor vuelta para
3.468	73,050	36.701	79,453	9 - MIGUEL SOLER

Chief of Timing & Scoring

Orbits

Race Director

www.mylaps.com

Licenciado a: Kartodrom de Catalunya



FÓRMULA CATALUNYA



3ª FÓRMULA CATALUNYA 2011

Clasificado por mejor tiempo de vuelta

SENIOR

Trazado E invers 0,810 km

Tanda a 40 voltes

15/05/2011 10:05

Carrera (40 Vueltas) iniciado a 9:21:36

Pos.	Nº	Nombre	Mejor Tm	Dif. resp. 1º	isp. anterior	Mejor Vel.	En Vuelta	Chasis	Motor	Ruedas
1	9	MIGUEL SOLER	36.701			79,453	30	Birel	X30	Vega
2	1	MARC CRUSELLAS	36.782	0.081	0.081	79,278	40	Birel	X30	Vega
3	4	AITOR LEE DE GALAN	37.031	0.330	0.249	78,745	28	Monza	X30	Vega
4	3	CARLOS MANDOME	37.054	0.353	0.023	78,696	25	Birel	X30	Vega
5	20	EFREN SUAREZ	37.077	0.376	0.023	78,647	39	Birel	X30	Vega
6	10	MARC RUZafa	37.388	0.687	0.311	77,993	29	Birel	X30	Vega
7	2	LUCAS ROTLLANT	37.398	0.697	0.010	77,972	20	Birel	X30	Vega
8	8	QUIKO SAMPER	37.482	0.781	0.084	77,797	28	Birel	X30	Vega
9	19	LUCIANO INSAURALDE	37.576	0.875	0.094	77,603	30	Birel	X30	Vega
10	12	JORDI CORTÉS	37.663	0.962	0.087	77,423	36	Birel	X30	Vega
11	5	LUIS AGUILERA	37.831	1.130	0.168	77,080	31	Birel	X30	Vega
12	7	ALBERT DALMASES	37.925	1.224	0.094	76,889	38	Birel	X30	Vega

Chief of Timing & Scoring

Orbits

Race Director

www.mylaps.com

Licenciado a: Kartodrom de Catalunya

Impresos: 15/05/2011 16:27:15



**FÓRMULA
CATALUNYA**



KART CLUB VALLÈS

FÓRMULA CATALUNYA 2011

3ª Prova CIRCUIT E Enduro

CATEGORIA SÈNIOR

Resultats Pit Stop

Pos	Nº	Pilot	Temps volta Pit Stop	Dif.	En volta	Pos. V20	Pos. V29	+/-
Pos	Nº	Piloto	Tiempo vuelta Pit Stop	Dif.	En vuelta	Pos. V20	Pos. V29	+/-
1	9	MIGUEL SOLER	1:23.841		26	3	2	-1
2	20	EFFRÉN SUÁREZ	1:26.243	+2.402	25	8	4	-4
3	3	CARLOS MANDOME	1:27.177	+3.336	22	1	1	=
4	1	MARC CRUSELLAS	1:28.010	+4.169	27	2	3	+1
5	7	ALBERT DALMASES	1:38.965	+15.124	28	10	9	-1
6	8	QUICO SAMPER	1:40.546	+16.615	24	6	5	-1
7	12	JORDI CORTÉS	1:41.723	+17.882	21	12	7	-5
8	5	LUIS AGUILERA	1:53.093	+29.252	24	9	11	+2
9	19	LUCIANO INSAURRALDE	1:54.163	+30.322	23	11	10	-1
10	10	MARC RUZAFÀ	2:01.071	+37.230	27	7	6	-1
11	4	AITOR LEE DE GALÁN	2:18.087	+54.246	21	4	8	+4
12	2	LUCAS ROTLLANT	S.T	S.T	-	5	12	+7

15/05/2010 – KARTÒDROM CATALUNYA

Hora: 10:00



FÓRMULA CATALUNYA



3ª FÓRMULA CATALUNYA 2011

SENIOR

Trazado E invers 0,810 km

Tanda a 40 voltes

15/05/2011 10:05

Carrera (40 Vueltas) iniciado a 9:21:36

Vuelta	empo de vuelta	Dif. resp. 1°	Hora del día
(9) MIGUEL SOLER			
1	41.261	+4.560	9:22:48.453
2	41.906	+5.205	9:23:30.359
3	41.050	+4.349	9:24:11.409
4	41.336	+4.635	9:24:52.745
5	39.317	+2.616	9:25:32.062
6	38.992	+2.291	9:26:11.054
7	38.734	+2.033	9:26:49.788
8	38.264	+1.563	9:27:28.052
9	37.976	+1.275	9:28:06.028
10	38.418	+1.717	9:28:44.446
11	38.390	+1.689	9:29:22.836
12	38.292	+1.591	9:30:01.128
13	38.077	+1.376	9:30:39.205
14	37.773	+1.072	9:31:16.978
15	37.835	+1.134	9:31:54.813
16	37.943	+1.242	9:32:32.756
17	37.329	+0.628	9:33:10.085
18	37.362	+0.661	9:33:47.447
19	37.365	+0.664	9:34:24.812
20	37.138	+0.437	9:35:01.950
21	37.476	+0.775	9:35:39.426
22	38.141	+1.440	9:36:17.567
23	36.977	+0.276	9:36:54.544
24	37.252	+0.551	9:37:31.796
25	37.240	+0.539	9:38:09.036
26	1:23.841	+47.140	9:39:32.877
27	37.055	+0.354	9:40:09.932
28	36.777	+0.076	9:40:46.709
29	36.880	+0.179	9:41:23.589
30	36.701		9:42:00.290
31	36.920	+0.219	9:42:37.210
32	38.018	+1.317	9:43:15.228
33	36.842	+0.141	9:43:52.070
34	36.804	+0.103	9:44:28.874
35	36.928	+0.227	9:45:05.802
36	36.977	+0.276	9:45:42.779
37	37.281	+0.580	9:46:20.060
38	38.397	+1.696	9:46:58.457
39	37.947	+1.246	9:47:36.404
40	37.100	+0.399	9:48:13.504

Vuelta	empo de vuelta	Dif. resp. 1°	Hora del día
(1) MARC CRUSELLAS			
1	41.783	+5.001	9:22:43.877
2	41.510	+4.728	9:23:25.387
3	41.591	+4.809	9:24:06.978
4	40.240	+3.458	9:24:47.218
5	40.468	+3.686	9:25:27.686
6	39.995	+3.213	9:26:07.681
7	39.647	+2.865	9:26:47.328
8	39.151	+2.369	9:27:26.479
9	38.803	+2.021	9:28:05.282
10	38.629	+1.847	9:28:43.911
11	38.583	+1.801	9:29:22.494
12	38.389	+1.607	9:30:00.883
13	37.970	+1.188	9:30:38.853
14	37.857	+1.075	9:31:16.710
15	37.861	+1.079	9:31:54.571
16	37.650	+0.868	9:32:32.221
17	37.600	+0.818	9:33:09.821
18	37.400	+0.618	9:33:47.221
19	37.365	+0.583	9:34:24.586
20	37.152	+0.370	9:35:01.738
21	37.288	+0.506	9:35:39.026
22	38.970	+2.188	9:36:17.996

Vuelta	empo de vuelta	Dif. resp. 1°	Hora del día
23	37.451	+0.669	9:36:55.447
24	37.137	+0.355	9:37:32.584
25	37.227	+0.445	9:38:09.811
26	37.586	+0.804	9:38:47.397
27	1:28.010	+51.228	9:40:15.407
28	37.431	+0.649	9:40:52.838
29	37.101	+0.319	9:41:29.939
30	36.957	+0.175	9:42:06.896
31	36.956	+0.174	9:42:43.852
32	36.896	+0.114	9:43:20.748
33	36.986	+0.204	9:43:57.734
34	36.993	+0.211	9:44:34.727
35	36.840	+0.058	9:45:11.567
36	37.072	+0.290	9:45:48.639
37	37.662	+0.880	9:46:26.301
38	37.013	+0.231	9:47:03.314
39	36.876	+0.094	9:47:40.190
40	36.782		9:48:16.972

Vuelta	empo de vuelta	Dif. resp. 1°	Hora del día
(20) EFREN SUAREZ			
1	42.656	+5.579	9:22:46.959
2	42.348	+5.271	9:23:29.307
3	41.978	+4.901	9:24:11.285
4	45.842	+8.765	9:24:57.127
5	39.498	+2.421	9:25:36.625
6	40.479	+3.402	9:26:17.104
7	40.765	+3.688	9:26:57.869
8	40.079	+3.002	9:27:37.948
9	39.113	+2.036	9:28:17.061
10	38.030	+0.953	9:28:55.091
11	37.994	+0.917	9:29:33.085
12	37.908	+0.831	9:30:10.993
13	38.490	+1.413	9:30:49.483
14	38.188	+1.111	9:31:27.671
15	41.307	+4.230	9:32:08.978
16	37.581	+0.504	9:32:46.559
17	37.608	+0.531	9:33:24.167
18	37.355	+0.278	9:34:01.522
19	37.776	+0.699	9:34:39.298
20	37.459	+0.382	9:35:16.757
21	37.236	+0.159	9:35:53.993
22	37.224	+0.147	9:36:31.217
23	37.418	+0.341	9:37:08.635
24	37.461	+0.384	9:37:46.096
25	1:26.243	+49.166	9:39:12.339
26	37.612	+0.535	9:39:49.951
27	37.397	+0.320	9:40:27.348
28	37.464	+0.387	9:41:04.812
29	37.221	+0.144	9:41:42.033
30	37.274	+0.197	9:42:19.307
31	38.067	+0.990	9:42:57.374
32	38.399	+1.322	9:43:35.773
33	37.547	+0.470	9:44:13.320
34	37.730	+0.653	9:44:51.050
35	37.266	+0.189	9:45:28.316
36	37.210	+0.133	9:46:05.526
37	37.263	+0.186	9:46:42.789
38	37.185	+0.108	9:47:19.974
39	37.077		9:47:57.051
40	37.352	+0.275	9:48:34.403

Vuelta	empo de vuelta	Dif. resp. 1°	Hora del día
(10) MARC RUZAGA			
1	42.147	+4.759	9:22:47.972
2	44.684	+7.296	9:23:32.656
3	40.725	+3.337	9:24:13.381
4	40.469	+3.081	9:24:53.850

Vuelta	empo de vuelta	Dif. resp. 1°	Hora del día
5	40.650	+3.262	9:25:34.500
6	41.282	+3.894	9:26:15.782
7	40.305	+2.917	9:26:56.087
8	39.039	+1.651	9:27:35.126
9	38.586	+1.198	9:28:13.712
10	38.251	+0.863	9:28:51.963
11	38.186	+0.798	9:29:30.149
12	38.087	+0.699	9:30:08.236
13	38.001	+0.613	9:30:46.237
14	37.876	+0.488	9:31:24.113
15	37.784	+0.396	9:32:01.897
16	37.764	+0.376	9:32:39.661
17	37.576	+0.188	9:33:17.237
18	37.597	+0.209	9:33:54.834
19	37.394	+0.006	9:34:32.228
20	37.545	+0.157	9:35:09.773
21	37.570	+0.182	9:35:47.343
22	37.927	+0.539	9:36:25.270
23	38.003	+0.615	9:37:03.273
24	38.144	+0.756	9:37:41.417
25	37.700	+0.312	9:38:19.117
26	37.504	+0.116	9:38:56.621
27	2:01.071	+1:23.683	9:40:57.692
28	37.529	+0.141	9:41:35.221
29	37.388		9:42:12.609
30	37.471	+0.083	9:42:50.080
31	37.700	+0.312	9:43:27.780
32	37.457	+0.069	9:44:05.237
33	37.468	+0.080	9:44:42.705
34	37.561	+0.173	9:45:20.266
35	37.570	+0.182	9:45:57.836
36	37.615	+0.227	9:46:35.451
37	37.789	+0.401	9:47:13.240
38	37.536	+0.148	9:47:50.776
39	37.645	+0.257	9:48:28.421

Vuelta	empo de vuelta	Dif. resp. 1°	Hora del día
(4) AITOR LEE DE GALAN			
1	42.986	+5.955	9:22:46.606
2	42.547	+5.516	9:23:29.153
3	40.535	+3.504	9:24:09.688
4	39.462	+2.431	9:24:49.150
5	39.184	+2.153	9:25:28.334
6	39.571	+2.540	9:26:07.905
7	39.640	+2.609	9:26:47.545
8	39.137	+2.106	9:27:26.682
9	38.839	+1.808	9:28:05.521
10	38.582	+1.551	9:28:44.103
11	38.488	+1.457	9:29:22.591
12	38.770	+1.739	9:30:01.361
13	38.016	+0.985	9:30:39.377
14	37.772	+0.741	9:31:17.149
15	37.908	+0.877	9:31:55.057
16	37.961	+0.930	9:32:33.018
17	38.207	+1.176	9:33:11.225
18	37.653	+0.622	9:33:48.878
19	37.316	+0.285	9:34:26.194
20	37.370	+0.339	9:35:03.564
21	2:18.087	+1:41.056	9:37:21.651
22	37.695	+0.664	9:37:59.346
23	37.215	+0.184	9:38:36.561
24	37.410	+0.379	9:39:13.971
25	37.173	+0.142	9:39:51.144
26	37.086	+0.055	9:40:28.230
27	37.090	+0.059	9:41:05.320
28	37.031		9:41:42.351
29	37.485	+0.454	9:42:19.836

Chief of Timing & Scoring

Orbits

Race Director

www.mylaps.com

Licenciado a: Kartodrom de Catalunya



FÓRMULA CATALUNYA



3ª FÓRMULA CATALUNYA 2011

SENIOR

Trazado E invers 0,810 km

Tanda a 40 voltos

15/05/2011 10:05

Carrera (40 Vueltas) iniciado a 9:21:36

Vuelta	empo de vuelta	Dif. resp. 1°	Hora del día
30	37.777	+0.746	9:42:57.613
31	38.327	+1.296	9:43:35.940
32	37.773	+0.742	9:44:13.713
33	37.980	+0.949	9:44:51.693
34	38.536	+1.505	9:45:30.229
35	37.603	+0.572	9:46:07.832
36	37.097	+0.066	9:46:44.929
37	37.164	+0.133	9:47:22.093
38	37.116	+0.085	9:47:59.209
39	37.168	+0.137	9:48:36.377

(12) JORDI CORTÉS

Vuelta	empo de vuelta	Dif. resp. 1°	Hora del día
1	43.005	+5.342	9:22:56.683
2	41.498	+3.835	9:23:38.181
3	40.931	+3.268	9:24:19.112
4	40.750	+3.087	9:24:59.862
5	40.344	+2.681	9:25:40.206
6	40.051	+2.388	9:26:20.257
7	39.891	+2.228	9:27:00.148
8	39.363	+1.700	9:27:39.511
9	39.302	+1.639	9:28:18.813
10	39.604	+1.941	9:28:58.417
11	40.100	+2.437	9:29:38.517
12	39.502	+1.839	9:30:18.019
13	39.665	+2.002	9:30:57.684
14	39.323	+1.660	9:31:37.007
15	39.750	+2.087	9:32:16.757
16	39.457	+1.794	9:32:56.214
17	39.166	+1.503	9:33:35.380
18	38.994	+1.331	9:34:14.374
19	38.982	+1.319	9:34:53.356
20	38.946	+1.283	9:35:32.302
21	1:41.723	+1:04.060	9:37:14.025
22	38.200	+0.537	9:37:52.225
23	38.217	+0.554	9:38:30.442
24	38.299	+0.636	9:39:08.741
25	38.131	+0.468	9:39:46.872
26	37.719	+0.056	9:40:24.591
27	38.002	+0.339	9:41:02.593
28	38.326	+0.663	9:41:40.919
29	38.099	+0.436	9:42:19.018
30	37.994	+0.331	9:42:57.012
31	38.073	+0.410	9:43:35.085
32	38.046	+0.383	9:44:13.131
33	38.297	+0.634	9:44:51.428
34	38.477	+0.814	9:45:29.905
35	38.365	+0.702	9:46:08.270
36	37.663		9:46:45.933
37	37.694	+0.031	9:47:23.627
38	37.809	+0.146	9:48:01.436
39	38.032	+0.369	9:48:39.468

(7) ALBERT DALMASES

Vuelta	empo de vuelta	Dif. resp. 1°	Hora del día
1	43.048	+5.123	9:22:46.454
2	42.510	+4.585	9:23:28.964
3	42.163	+4.238	9:24:11.127
4	41.451	+3.526	9:24:52.578
5	41.639	+3.714	9:25:34.217
6	41.436	+3.511	9:26:15.653
7	41.846	+3.921	9:26:57.499
8	40.993	+3.068	9:27:38.492
9	39.854	+1.929	9:28:18.346
10	39.753	+1.828	9:28:58.099
11	39.839	+1.914	9:29:37.938
12	39.706	+1.781	9:30:17.644
13	39.590	+1.665	9:30:57.234

Vuelta	empo de vuelta	Dif. resp. 1°	Hora del día
14	39.540	+1.615	9:31:36.774
15	39.584	+1.659	9:32:16.358
16	39.455	+1.530	9:32:55.813
17	39.235	+1.310	9:33:35.048
18	39.019	+1.094	9:34:14.067
19	38.845	+0.920	9:34:52.912
20	38.845	+0.920	9:35:31.757
21	38.879	+0.954	9:36:10.636
22	38.579	+0.654	9:36:49.215
23	39.535	+1.610	9:37:28.750
24	39.214	+1.289	9:38:07.964
25	39.273	+1.348	9:38:47.237
26	39.058	+1.133	9:39:26.295
27	39.516	+1.591	9:40:05.811
28	1:38.965	+1:01.040	9:41:44.776
29	38.348	+0.423	9:42:23.124
30	38.049	+0.124	9:43:01.173
31	38.693	+0.768	9:43:39.866
32	38.081	+0.156	9:44:17.947
33	38.467	+0.542	9:44:56.414
34	38.018	+0.093	9:45:34.342
35	38.247	+0.322	9:46:12.679
36	38.069	+0.144	9:46:50.748
37	38.431	+0.506	9:47:29.179
38	37.925		9:48:07.104
39	38.324	+0.399	9:48:45.428

(19) LUCIANO INSAURALDE

Vuelta	empo de vuelta	Dif. resp. 1°	Hora del día
1	41.877	+4.301	9:22:47.336
2	44.437	+6.861	9:23:31.773
3	40.428	+2.852	9:24:12.201
4	40.895	+3.319	9:24:53.096
5	41.240	+3.664	9:25:34.336
6	43.481	+5.905	9:26:17.817
7	40.272	+2.696	9:26:58.089
8	40.534	+2.958	9:27:38.623
9	39.959	+2.383	9:28:18.582
10	39.675	+2.099	9:28:58.257
11	39.892	+2.316	9:29:38.149
12	39.681	+2.105	9:30:17.830
13	39.650	+2.074	9:30:57.480
14	39.379	+1.803	9:31:36.859
15	39.658	+2.082	9:32:16.517
16	39.499	+1.923	9:32:56.016
17	39.266	+1.690	9:33:35.282
18	38.909	+1.333	9:34:14.191
19	38.927	+1.351	9:34:53.118
20	38.855	+1.279	9:35:31.973
21	38.974	+1.398	9:36:10.947
22	38.471	+0.895	9:36:49.418
23	1:54.163	+1:16.587	9:38:43.581
24	38.497	+0.921	9:39:22.078
25	38.515	+0.939	9:40:00.593
26	37.650	+0.074	9:40:38.243
27	38.867	+1.291	9:41:17.110
28	37.988	+0.412	9:41:55.098
29	37.725	+0.149	9:42:32.823
30	37.576		9:43:10.399
31	37.881	+0.305	9:43:48.280
32	37.833	+0.257	9:44:26.113
33	37.883	+0.307	9:45:03.996
34	37.952	+0.376	9:45:41.948
35	37.935	+0.359	9:46:19.883
36	38.358	+0.782	9:46:58.241
37	38.879	+1.303	9:47:37.120
38	37.897	+0.321	9:48:15.017

(5) LUIS AGUILERA

Vuelta	empo de vuelta	Dif. resp. 1°	Hora del día
1	42.500	+4.669	9:22:50.819
2	42.256	+4.425	9:23:33.075
3	41.093	+3.262	9:24:14.168
4	40.799	+2.968	9:24:54.967
5	41.221	+3.390	9:25:36.188
6	40.651	+2.820	9:26:16.839
7	40.883	+3.052	9:26:57.722
8	40.028	+2.197	9:27:37.750
9	39.868	+2.037	9:28:17.618
10	38.900	+1.069	9:28:56.518
11	39.436	+1.605	9:29:35.954
12	39.500	+1.669	9:30:15.454
13	38.929	+1.098	9:30:54.383
14	39.099	+1.268	9:31:33.482
15	38.628	+0.797	9:32:12.110
16	39.036	+1.205	9:32:51.146
17	39.159	+1.328	9:33:30.305
18	39.975	+2.144	9:34:10.280
19	38.966	+1.135	9:34:49.246
20	38.939	+1.108	9:35:28.185
21	39.200	+1.369	9:36:07.385
22	40.129	+2.298	9:36:47.514
23	43.236	+5.405	9:37:30.750
24	1:53.093	+1:15.262	9:39:23.843
25	38.478	+0.647	9:40:02.321
26	39.068	+1.237	9:40:41.389
27	38.190	+0.359	9:41:19.579
28	38.126	+0.295	9:41:57.705
29	38.394	+0.563	9:42:36.099
30	39.631	+1.800	9:43:15.730
31	37.831		9:43:53.561
32	38.293	+0.462	9:44:31.854
33	38.040	+0.209	9:45:09.894
34	38.567	+0.736	9:45:48.461
35	38.663	+0.832	9:46:27.124
36	38.373	+0.542	9:47:05.497
37	38.595	+0.764	9:47:44.092
38	38.070	+0.239	9:48:22.162

(8) QUIKO SAMPER

Vuelta	empo de vuelta	Dif. resp. 1°	Hora del día
1	41.714	+4.232	9:22:48.202
2	45.080	+7.598	9:23:33.282
3	41.024	+3.542	9:24:14.306
4	40.854	+3.372	9:24:55.160
5	41.140	+3.658	9:25:36.300
6	39.742	+2.260	9:26:16.042
7	39.498	+2.016	9:26:55.540
8	38.339	+0.857	9:27:33.879
9	38.320	+0.838	9:28:12.199
10	38.041	+0.559	9:28:50.240
11	38.327	+0.845	9:29:28.567
12	37.964	+0.482	9:30:06.531
13	37.910	+0.428	9:30:44.441
14	37.686	+0.204	9:31:22.127
15	37.736	+0.254	9:31:59.863
16	37.800	+0.318	9:32:37.663
17	37.833	+0.351	9:33:15.496
18	38.090	+0.608	9:33:53.586
19	37.676	+0.194	9:34:31.262
20	37.555	+0.073	9:35:08.817
21	38.199	+0.717	9:35:47.016
22	37.891	+0.409	9:36:24.907
23	38.277	+0.795	9:37:03.184
24	1:40.546	+1:03.064	9:38:43.730

Chief of Timing & Scoring

Race Director

Orbits

www.mylaps.com

Licenciado a: Kartodrom de Catalunya



FÓRMULA CATALUNYA



3ª FÓRMULA CATALUNYA 2011

SENIOR

Trazado E invers 0,810 km

Tanda a 40 voltes

15/05/2011 10:05

Carrera (40 Vueltas) iniciado a 9:21:36

Vuelta	empo de vuelta	Dif. resp. 1°	Hora del día
25	38.912	+1.430	9:39:22.642
26	37.483	+0.001	9:40:00.125
27	37.637	+0.155	9:40:37.762
28	37.482		9:41:15.244
29	37.507	+0.025	9:41:52.751
30	37.646	+0.164	9:42:30.397
31	37.505	+0.023	9:43:07.902
32	37.555	+0.073	9:43:45.457
33	37.537	+0.055	9:44:22.994
34	37.742	+0.260	9:45:00.736
35	37.668	+0.186	9:45:38.404
36	37.583	+0.101	9:46:15.987

Vuelta	empo de vuelta	Dif. resp. 1°	Hora del día
18	38.157	+0.759	9:33:49.609
19	37.560	+0.162	9:34:27.169
20	37.398		9:35:04.567

Vuelta	empo de vuelta	Dif. resp. 1°	Hora del día
--------	----------------	---------------	--------------

(3) CARLOS MANDOME

1	41.891	+4.837	9:22:43.717
2	42.049	+4.995	9:23:25.766
3	40.407	+3.353	9:24:06.173
4	39.691	+2.637	9:24:45.864
5	39.283	+2.229	9:25:25.147
6	39.209	+2.155	9:26:04.356
7	38.850	+1.796	9:26:43.206
8	38.652	+1.598	9:27:21.858
9	38.418	+1.364	9:28:00.276
10	38.238	+1.184	9:28:38.514
11	38.094	+1.040	9:29:16.608
12	38.140	+1.086	9:29:54.748
13	37.822	+0.768	9:30:32.570
14	37.640	+0.586	9:31:10.210
15	37.571	+0.517	9:31:47.781
16	37.506	+0.452	9:32:25.287
17	37.474	+0.420	9:33:02.761
18	37.372	+0.318	9:33:40.133
19	37.246	+0.192	9:34:17.379
20	37.295	+0.241	9:34:54.674
21	37.830	+0.776	9:35:32.504
22	1:24.177	+47.123	9:36:56.681
23	37.165	+0.111	9:37:33.846
24	37.168	+0.114	9:38:11.014
25	37.054		9:38:48.068
26	38.434	+1.380	9:39:26.502
27	38.488	+1.434	9:40:04.990
28	37.083	+0.029	9:40:42.073
29	37.790	+0.736	9:41:19.863
30	37.984	+0.930	9:41:57.847
31	38.387	+1.333	9:42:36.234
32	37.801	+0.747	9:43:14.035
33	37.060	+0.006	9:43:51.095

(2) LUCAS ROTLLANT

1	41.932	+4.534	9:22:47.586
2	42.582	+5.184	9:23:30.168
3	41.376	+3.978	9:24:11.544
4	41.317	+3.919	9:24:52.861
5	39.784	+2.386	9:25:32.645
6	39.269	+1.871	9:26:11.914
7	39.017	+1.619	9:26:50.931
8	38.627	+1.229	9:27:29.558
9	38.513	+1.115	9:28:08.071
10	38.289	+0.891	9:28:46.360
11	38.102	+0.704	9:29:24.462
12	38.327	+0.929	9:30:02.789
13	38.001	+0.603	9:30:40.790
14	37.654	+0.256	9:31:18.444
15	37.889	+0.491	9:31:56.333
16	37.602	+0.204	9:32:33.935
17	37.517	+0.119	9:33:11.452

Chief of Timing & Scoring

Orbits

Race Director

www.mylaps.com

Licenciado a: Kartodrom de Catalunya



FÓRMULA CATALUNYA



3ª FÓRMULA CATALUNYA 2011

Vuelta a vuelta


SENIOR

Trazado E invers 0,810 km

Tanda a 40 voltes

15/05/2011 10:05

Carrera (40 Vueltas) iniciado a 9:21:36



Competidores

Vueltas

	0	1	2	3	4	5	6	7	8	9	10	11	12	13	14	15	16	17	18	19	20	21	22	23	24	25	26	27	28	29	30	31	32	33	34	35	36	37	38
CARLOS MANDOME (3)	1	3	3	1	3	3	3	3	3	3	3	3	3	3	3	3	3	3	3	3	3	3	9	9	9	9	1	3	3	3	3	3	3	3	9	9	9	9	
MARC CRUSELLAS (1)	2	1	1	3	1	1	1	1	1	1	1	1	1	1	1	1	1	1	1	1	1	1	1	1	1	1	10	7	9	9	9	9	9	9	1	1	1	1	
ALBERT DALMASES (7)	3	7	7	7	4	4	4	4	4	4	4	4	4	9	9	9	9	9	9	9	9	8	8	10	10	7	9	1	1	1	1	1	1	20	20	20	20		
AITOR LEE DE GALAN (4)	4	4	4	4	7	7	9	9	9	9	9	9	9	4	4	4	4	4	4	4	4	8	10	10	20	7	3	1	20	20	20	20	20	8	8	8	10		
EFREN SUAREZ (20)	5	20	20	20	20	9	2	2	2	2	2	2	2	2	2	2	2	2	2	2	2	10	20	20	7	3	9	20	8	8	8	8	8	8	10	10	10		
LUCIANO INSAURALDE (19)	6	19	19	2	9	2	7	7	8	8	8	8	8	8	8	8	8	8	8	8	8	20	5	7	3	20	20	8	10	10	10	10	10	10	12	4	4		
LUCAS ROTLLANT (2)	7	2	2	9	2	19	19	10	10	10	10	10	10	10	10	10	10	10	10	10	10	5	7	5	8	8	8	10	12	12	12	12	12	12	4	12	12		
MARC RUZAFÀ (10)	8	10	10	19	19	10	10	8	7	5	20	20	20	20	20	20	20	20	20	20	20	7	19	3	12	12	12	12	4	4	4	4	4	4	7	7	7		
QUIKO SAMPER (8)	9	8	8	10	10	5	5	5	5	20	5	5	5	5	5	5	5	5	5	5	5	19	3	12	4	4	4	4	7	7	7	7	7	7	19	19	19		
MIGUEL SOLER (9)	10	9	9	5	5	8	8	20	20	7	7	7	7	7	7	7	7	7	7	7	7	12	12	4	19	19	19	19	19	19	19	19	19	19	5	5	5		
LUIS AGUILERA (5)	11	5	5	8	8	20	20	19	19	19	19	19	19	19	19	19	19	19	19	19	19	4	4	19	5	5	5	5	5	5	5	5	5	5	5	5	5		
JORDI CORTÉS (12)	12	12	12	12	12	12	12	12	12	12	12	12	12	12	12	12	12	12	12	12	12	12	12	12	12	12	12	12	12	12	12	12	12	12	12	12	12		


Chief of Timing & Scoring

Race Director

Orbits

www.mylaps.com

Licenciado a: Kartodrom de Catalunya



FÓRMULA CATALUNYA



3ª FÓRMULA CATALUNYA 2011

Vuelta a vuelta


SENIOR

Trazado E invers 0,810 km

Tanda a 40 voltes

15/05/2011 10:05

Carrera (40 Vueltas) iniciado a 9:21:36



Competidores	Vueltas	
	39	40
CARLOS MANDOME (3)	1 <u>9</u>	<u>9</u>
MARC CRUSELLAS (1)	2 <u>1</u>	<u>1</u>
ALBERT DALMASES (7)	3 <u>20</u>	<u>20</u>
AITOR LEE DE GALAN (4)	4 <u>10</u>	
EFREN SUAREZ (20)	5 <u>4</u>	
LUCIANO INSAURALDE (19)	6 <u>12</u>	
LUCAS ROTLLANT (2)	7 <u>7</u>	
MARC RUZAFÀ (10)	8	
QUIKO SAMPER (8)	9	
MIGUEL SOLER (9)	10	
LUIS AGUILERA (5)	11	
JORDI CORTÉS (12)	12	

Chief of Timing & Scoring
Race Director

Orbits

www.mylaps.com
Licenciado a: Kartodrom de Catalunya

XXº FÓRMULA CATALUNYA SENIOR

Temporada: 2011

13/03/2011 13/03/2011 13/03/2011 17/04/2011 17/04/2011 17/04/2011 15/05/2011

Pos.	Nº	Nombre	Total	Volver	Dif.	Dif.	13/03/2011		13/03/2011		13/03/2011		17/04/2011		17/04/2011		17/04/2011		15/05/2011		
					resp. 1º	resp. anterior	cro	Total	1tan	Total	2tan	Total	cro	Total	1tan	Total	2tan	Total	1tan	Total	
1	9	MIGUEL SOLER	76	0	0	0	0	0	0	13	13	12	12	0	0	8	8	12	12	31	31
2	4	AITOR LEE DE GALAN	74	0	2	2	1	1	13	13	12	12	1	1	16	16	11	11	20	20	
3	10	MARC RUZAFÁ	70	0	6	4	0	0	11	11	13	13	0	0	11	11	13	13	22	22	
4	1	MARC CRUSELLAS	66	0	10	4	0	0	3	3	9	9	0	0	13	13	15	15	26	26	
5	20	EFREN SUAREZ	55	0	21	11	0	0	10	10	3	3	0	0	7	7	11	11	24	24	
6	3	CARLOS MANDOME	52	0	24	3	0	0	15	15	8	8	0	0	12	12	9	9	8	8	
7	8	QUIKO SAMPER	37	0	39	15	0	0	0	0	10	10	0	0	10	10	7	7	10	10	
8	2	LUCAS ROTLLANT	30	0	46	7	0	0	9	9	15	15	x	x	x	x	x	x	6	6	
9	12	JORDI CORTÉS	28	0	48	2	0	0	5	5	5	5	x	x	x	x	x	x	18	18	
10	7	ALBERT DALMASES	27	0	49	1	0	0	7	7	4	4	x	x	x	x	x	x	16	16	
11	5	LUIS AGUILERA	25	0	51	2	0	0	6	6	7	7	x	x	x	x	x	x	12	12	
12	19	LUCIANO INSAURALDE	20	0	56	5	x	x	x	x	x	x	0	0	6	6	0	0	14	14	
13	17	ALEIX NAVARRO	17	0	59	3	x	x	x	x	x	x	0	0	9	9	8	8	x	x	
14	13	PERE SERRAT	14	0	62	3	0	0	8	8	6	6	x	x	x	x	x	x	x	x	
15	11	MARTÍN PARDO	10	0	66	4	0	0	4	4	2	2	0	0	4	4	0	0	x	x	
16	21	ALBERT FOLCH	5	0	71	5	x	x	x	x	x	x	0	0	5	5	0	0	x	x	

Leyenda 1 1er puesto 2 2o puesto 3 3er puesto 7 mostrado

13/03/2011	1ª FÓRMULA CATALUNYA 2011
13/03/2011	1ª FÓRMULA CATALUNYA 2011
13/03/2011	1ª FÓRMULA CATALUNYA 2011
17/04/2011	2ª FÓRMULA CATALUNYA 2011
17/04/2011	2ª FÓRMULA CATALUNYA 2011
17/04/2011	2ª FÓRMULA CATALUNYA 2011
15/05/2011	3ª FÓRMULA CATALUNYA 2011